

PAO(Sectt.)/HUA/Admin/Advice/2023-24/917-19  
GOVERNMENT OF INDIA  
PAO(sectt), Ministry of Housing & Urban Affairs  
507-C(Wing),Nirman Bhawan, New Delhi  
Telephone No: 23062664 Fax No: 23062664

To,  
The General Manager,  
Reserve Bank of India,  
Central Accounts Section,  
Additional Office Building,  
East High Court Road,  
NAGPUR - 440 001

Code No:	707
Advice No:	245
Advice Date:	30/09/2024

Sir,  
Please debit our account with Rs.51,76,019/- (Fifty One Lakh Seventy Six Thousand Nineteen Only.)  
by contra credit to the following accounts of the Governments with the amounts mentioned against each:


Month and Year of Accounts: September,2024				The Amount to be Settled: September,2024	
Sl.No.	Name of the State	State Code	Scheme Code	Amount	Sanction No. and Date
1	TAMIL NADU	108	1989-STATE AND UT GRANTS UNDER PMAY (URBAN)	51,76,019	N-11012/15/2023-HFA-II-MoHUA (CN 9149320) dated 27/09/2024
GRAND TOTAL:				51,76,019	

Signature of the authorized official

  
(Girish Duseja)  
Sr. Accounts Officer

1. O/o the Accountant General (A&E) I, Tamil Nadu, No 361, Anna Salai, Teynampet, Chennai -600018
2. Sh. Mohammed Ayud, US, HFA-II, Nirman Bhawan, New Delhi.

① SO-HFA

② Mon-Cell   
14/10/24

③ MIS-HFA

  
10/10/24

N-11012/15/2023-HFA-II-MoHUA (CN 9149320)  
Government of India  
Ministry of Housing and Urban Affairs  
(HFA-II)

Nirman Bhawan, New Delhi.  
Dated: **27** September, 2024

To

**Pay and Accounts Officer (Sectt.),**  
Ministry of Housing and Urban Affairs,  
Nirman Bhawan,  
New Delhi -11

**Sub: Release of Rs.51,76,019/- as part amount of 2<sup>nd</sup> installment, and part amount of 3<sup>rd</sup> and final installment of Central Assistance to the State Govt. of Tamil Nadu for various BLC (New Construction) projects approved by CSMC in its various meetings under Pradhan Mantri Awas Yojana - Urban (PMAY-U) - Mission for the financial year 2024-25 under SLS TN244-TN-BLC-Beneficiary Led Construction Scheme.**

Sir,

The undersigned is directed to convey the Sanction of the Competent Authority to the release of **Rs.51,76,019/- (Rupees Fifty One Lakh, Seventy Six Thousand and Nineteen only)** to State Govt. of Tamil Nadu as part amount of 2<sup>nd</sup> installment and part amount of 3<sup>rd</sup> and final installment of Central Assistance (**Other than SC/ST Component**) for various BLC(New Construction) projects approved in various meetings of the Central Sanctioning and Monitoring Committee (CSMC), by adjusting excess release of **Rs.20,496.99998 lakh** earlier made to State Govt. of Tamil Nadu as 1<sup>st</sup> / 2<sup>nd</sup> installment of Central Assistance for various BLC(NC) projects approved in various CSMC meetings, for Creation of Capital Assets under Pradhan Mantri Awas Yojana – Urban (PMAY-U) for FY 2024-25.

2. The Competent authority has approved the release of **Rs.20,548.76017 lakh {Rs.11,477.70017 lakh** as part amount of 2<sup>nd</sup> installment for 902 BLC(NC) projects vide details at **Annexure-I** and release of **Rs.9,071.06 lakh** as part amount of 3<sup>rd</sup> and final installment (1st tranche) for 876 BLC(NC) projects vide details at **Annexure-II**} to State Govt. of Tamil Nadu for various BLC(NC) projects approved in various CSMC meetings under PMAY-U Mission.

3. Further, due to curtailment/surrender of various BLC(NC) projects, the excess amount of **Rs.20,496.99998 lakh {Rs.18,966.39998 lakh** in 166 BLC(NC) curtailed projects vide details at **Annexure-III** and **Rs.1530.60 lakh** in 6 cancelled BLC(NC) projects vide details at **Annexure-IV**} are lying with the State Govt. of Tamil Nadu. Therefore, this excess fund is being adjusted against the approved release of **Rs.20,548.76017 lakh**.

4. Details of funds approved for release towards part amount of 2<sup>nd</sup> installment and part amount of 3<sup>rd</sup> Installment of Central Assistance and adjustment / recovery for excess release

*gpc*



from the approved release are as under:

(₹ in Lakh)

S.No	Installment No.	No. of Projects involved	Head wise amount approved for release as part amount of 2 <sup>nd</sup> installment / part amount of 3 <sup>rd</sup> and final installment, and recovery of funds released in cancelled projects			Fund to be released under Other than SC/ST component after adjustment of excess amount under SC and ST Components {G=D-E-F}
			Other than SC /ST	SC	ST	
A	B	C	D	E	F	G
1	2 <sup>nd</sup>	902	7858.50019	3430.50003	188.69995	11477.70017
2	3 <sup>rd</sup>	876	6585.69000	2291.57000	193.80000	9071.06000
3	2 <sup>nd</sup>	166	(-8877.73002)	(-9628.79999)	(-459.86997)	(-18966.39998)
4	Recovery	06	(-1507.20000)	(-22.20000)	(-1.20000)	(-1530.60000)
<b>Total</b>		<b>1950</b>	<b>4059.26017</b>	<b>(-3928.92996)</b>	<b>(-78.57002)</b>	<b>51.76019</b>

Project-wise details are at Annexures-1 to IV.

5. Based on the decision and recommendations of CSMC under Pradhan Mantri Awas Yojana (PMAY) (Urban) in its various meetings and compliances achieved by State Govt. in respect of aforesaid projects, the amount of central grant is being released subject to the following conditions:

- i. Necessary sanctions/ approvals/ compliances required under the statutory or other regulatory regime as applicable would be obtained by the authority (ies) concerned with the project (s).
- ii. The State Government and implementing agencies shall put in place a monitoring system to ensure that the project (s) achieve scheduled milestone and envisaged outcomes including implementation of reforms and other conditionalities required under the scheme.
- iii. The State Govt./implementing agencies shall utilize the grant in accordance with the approved guidelines for the implementation of the Scheme of PMAY-U.
- iv. PMAY-U, being a Centrally Sponsored Scheme (CSS), the State Government should strictly follow the revised procedure of fund flow as per instructions issued by Department of Expenditure, Ministry of Finance, Government of India vide O.M. No. 1(13)PFMS/FCD/2020 dated 23<sup>rd</sup> March 2021, OM No.1(13)PFMS/2020 dated 16.02.2023 and subsequent instructions issued in this regard. These instructions inter-alia provide that
  - a. **The State Govt. shall transfer the central share as well as commensurate State share to the Single Nodal Account (SNA) within 30 days of receipt of Central share failing which penal interest at the rate of 7% per annum will be charged on the number of days of delay beyond 30 days in transfer of Central share to the SNA account.**
  - b. **Central Assistance along with state share are to be kept by the Nodal Agency in the Single Nodal Account (SNA) opened in a Scheduled Commercial Bank for the purpose and the same is mapped in PFMS. The nodal agency will allocate**

*Agal*

**drawing limits to implementing agencies (IAs) having zero balance subsidiary accounts duly mapped in PFMS and linked to SNA account for drawal of funds on real time basis from the Single Nodal Account.**

- c. **The nodal agency shall ensure that the interest earned from the funds released, should be mandatorily remitted to respective consolidated funds on pro rata basis in terms of rule 230(8) of GFR 2017.**
- d. **SNAs and IAs will mandatorily use the DBT/EAT module of PFMS or integrate their systems with the PFMS to ensure that information on PFMS is updated by each IA at least once every day.**
- e. **SNA will keep all the funds received in the Single Nodal Account only and shall not divert the same to Fixed Deposits/Flexi-Account/Multi-Option Deposit Account/Corporate Liquid Term Deposit (CLTD) Account etc.**
- f. **Further releases under the scheme will be made only after transfer of entire Central Assistance released till date along with corresponding State share, if any, in the SNA account and utilization of 75% of earlier releases along with corresponding State share.**
- v. The funds shall be utilized for the purpose and within the selected categorized beneficiaries for which these are sanctioned otherwise these will have to be refunded along with interest as per provisions in GFR-2017.
- vi. The State Government shall furnish the Utilization Certificates of the Grant released in the prescribed format as per GFR-2017 and as provided in the scheme guidelines.
- vii. The State Government shall submit an authenticated certificate from the bank showing complete details of disbursement of funds to each beneficiary before release of subsequent installment.
- viii. The State Government shall ensure the geo-tagging of all houses approved under BLC component of PMAY-U and subsequent release by the State Government to the beneficiaries should be made in 3-4 installments depending on the progress/stage of construction of the house.
- ix. State Government shall ensure that the specifications of the houses conform to NBC/IS Standards and that requisite infrastructure will be provided by the State Government/ULB. State Govt. shall also ensure that there is no duplication /change in the identified beneficiaries.
- x. State Government shall submit the Action Taken Report (ATR) on the observations/recommendations of Third Party Quality Monitoring Agency (TPQMA) for quality monitoring purpose before release of subsequent installment.
- xi. The balance amount of 3<sup>rd</sup> and final installment of Central Assistance will be released contingent of achieving all mandatory reforms, completion of projects including construction of houses and infrastructure in each project and submission of project completion reports for all approved projects as per Annexure 9 of the scheme guidelines.

*Bye*



xii. State Government should ensure that there is no violation of Model Code of Conduct while releasing funds to implementing Agencies/ULBs/Beneficiaries.

6. Release of the Grant may kindly be made to the State Government immediately. The funds may thereafter be released to the implementing agencies without any delay failing which the amounts would be recovered from the State Government with interest for the period of default.

7. The amount is debitible from the account of the Central Government in the books under the following Head of Account under Demand No. 60 of M/o Housing and Urban Affairs for the year 2024-25:

<b>Major Head:</b>	<b>3601</b>	Grants-in-aid to State Governments
<b>Sub-Major Head</b>	<b>06</b>	Centrally Sponsored Scheme
<b>Minor Head</b>	<b>101</b>	<b>Central Assistance / Share</b>
<b>Sub Head</b>	<b>31</b>	Pradhan Mantri Awas Yojana –Urban
<b>Detailed Head</b>	<b>01</b>	Assistance to State Govts for PMAY-U
<b>Object Head</b>	<b>31.01.35</b>	Grants for Creation of Capital Assets

8. The amount will be credited to the State Government's account in RBI as per procedure laid down by Ministry of Finance, Department of Expenditure vide O.M. No. F-II (45/76/SC) dated 22.02.1977.

9. As per rule 236(1) of GFR, 2017, the relevant accounts of the Grantee institution(s)/ Organisation(s) shall be open to inspection by the sanctioning authority and audit, both by the Comptroller and Auditor General of India under the provision of CAG (DPC) Act 1971 and internal audit by the Principal Accounts Office of the Ministry or Department, whenever the Institution or Organization is called upon to do so.

10. The State Government has furnished requisite Utilization Certificates, Status of implementation of Mandatory Reforms, Action Taken Reports (ATRs) on the recommendations of Third Party Quality Monitoring Agency (TPQM), Social Audit report and other necessary compliances as per scheme guidelines for release of 3<sup>rd</sup> and final installment (1<sup>st</sup> tranche) of Central Assistance.

11. Requisite Utilization Certificates for release of part amount of 2<sup>nd</sup> installment / part amount of 3<sup>rd</sup> and final installment of Central Assistance received from the State are enclosed herewith.

12. This issues with the concurrence of the Finance Division vide their Notes#69-71 (E: 9149320) dated 27.09.2024.

13. This sanction has been registered at S.No. 147 in the Sanction Register of HFA Directorate (HFA.II Section) of the Ministry of HUA for the year 2024-25.

Yours Faithfully,



(Mohammed Ayub)

Under Secretary to the Government of India  
Tele No. 011-23062913

Copy to:-

1. The Principal Secretary, Housing and Urban Development Dept. / Chairman, Tamil Nadu Urban Habitat Development Board, Government of Tamil Nadu, Fort St. George, Chennai - 600009.
2. Managing Director, Tamil Nadu Urban Habitat Development Board, Government of Tamil Nadu, 5, Kamarajar Salai, Chepauk, Chennai - 600005.
3. Accountant General (A&E), Tamil Nadu.
4. CCA, MoHUA
5. Director, IFD, MoHUA
6. Deputy Secretary (Budget), MoHUA
7. NITI Aayog, SP Divn. / DR Divn. New Delhi
8. O/o CGA, Mahalekha Niyantarak Bhavan, New Delhi
9. Director (HFA-3), MoHUA
10. PMU (MIS), HFA Directorate
11. AO (HFA), MoHUA
12. Dy. Chief (MIS/DRMC), HFA Directorate for placing this sanction at appropriate place on the Website of the Ministry
13. Sanction folder.
14. File Copy

*Ayub*

(Mohammed Ayub)  
Under Secretary to the Government of India











62	Arcot	Construction of 27 individual houses in Arcot Municipality Ph-VII (TC380352032180) (Not Available)	23/03/2022	40.50	23	4	0	27	23	4	0	27	23	4	0	0	0	0	0	0	18.00000	3.00000	0.00000	0.00000	0.00000	0.00000	0.00000	0.00000	2	1	9.60000	1.80000	0.00000
63	Arcot	Construction of 33 individual houses in Arcot Municipality Ph-VI (TC380352032180) (Not Available)	23/11/2021	49.50	31	2	0	33	31	2	0	33	31	2	0	0	0	0	0	0	19.20000	1.80000	0.00000	0.00000	0.00000	0.00000	0.00000	0.00000	2	1	18.00000	0.60000	0.00000
64	Ariyappampalayam	Construction of 39 house in Ariyappampalayam Town Panchayat in Erode District - TP (TC3803507034592) (Not Available)	22/11/2016	58.50	33	6	0	39	33	6	0	39	33	6	0	0	0	0	0	0	19.80000	3.60000	0.00000	-1.20000	1.20000	0.00000	0.00000	2	3	21.00000	2.40000	0.00000	
65	Ariyappampalayam	Construction of 45 individual houses in Ariyappampalayam Town Panchayat Phase II - TP (TC3803507034593) (Not Available)	18/01/2017	67.50	32	13	0	45	32	13	0	45	32	13	0	0	0	0	0	0	50.40000	10.20000	0.00000	-16.80000	1.80000	0.00000	0.00000	2	3	4.80000	3.60000	0.00000	
66	Ariyappampalayam	Construction of 8 individual houses in Ariyappampalayam Town Panchayat Ph-VI - TP (TC3803507034595) (Not Available)	23/03/2022	12.00	7	1	0	8	7	1	0	8	7	1	0	0	0	0	0	0	4.20000	0.60000	0.00000	0.00000	0.00000	0.00000	0.00000	2	1	3.00000	0.60000	0.00000	
67	Arunani	Construction of 9 individual houses in Arunani TP (TC380381055213) (Not Available)	23/03/2022	13.50	9	0	0	9	9	0	0	9	9	0	0	0	0	0	0	0	6.00000	0.00000	0.00000	0.00000	0.00000	0.00000	0.00000	2	1	4.80000	0.00000	0.00000	
68	Arunambur	Arunambur Town Panchayat Ph VII 11 Individual Houses (TC3803803803523) (Not Available)	23/03/2022	16.50	6	5	0	11	6	5	0	11	5	4	0	1	1	0	0	0	3.60000	3.00000	0.00000	0.00000	0.00000	0.00000	0.00000	2	1	2.40000	1.80000	0.00000	
69	Arunangeri	Construction of 11 houses in Arunangeri Town Panchayat Ph IV (TC380381035004) (Not Available)	23/03/2022	16.50	10	1	0	11	10	1	0	11	7	1	0	8	7	1	0	3	6.00000	0.60000	0.00000	0.00000	0.00000	0.00000	0.00000	2	1	2.40000	0.60000	0.00000	
70	Arunangeri	Construction of 567 individual houses in Arunangeri Town Panchayat Phase - II in Theothukul (TC380381039327) (Not Available)	29/05/2017	850.50	501	63	3	567	501	63	3	567	482	59	3	541	482	59	3	19	4	288.60000	37.80000	1.80000	280.20000	35.40000	1.20000	2	2	9.60000	-2.40000	0.60000	
71	Arunangeri	Construction of 6 houses in Arunangeri Town Panchayat Ph VI (TC380381035006) (Not Available)	23/03/2022	9.00	5	1	0	6	5	1	0	6	4	0	4	4	0	0	1	1	3.00000	0.60000	0.00000	0.00000	0.00000	0.00000	2	1	1.80000	-0.60000	0.00000		
72	Arunangeri	Construction of 60 houses in Arunangeri Town Panchayat (TC380381035002) (Not Available)	23/03/2022	90.00	49	11	0	60	49	11	0	60	40	8	0	48	40	8	0	3	29.40000	6.60000	0.00000	0.00000	0.00000	0.00000	2	1	18.60000	3.00000	0.00000		
73	Arunpukkottai	Construction of 80 individual houses in Arunpukkottai Municipality Phase VII (TC3803801040675) (Not Available)	14/09/2022	120.00	78	2	0	80	78	2	0	80	78	2	0	80	78	2	0	0	46.80000	1.20000	0.00000	46.20000	1.20000	0.00000	0.00000	2	2	0.60000	0.00000	0.00000	
74	Athani	Construction of 2 individual houses in Athani Town Panchayat Ph VII (TC3803514033757) (Not Available)	23/03/2022	3.00	1	1	0	2	1	1	0	2	0	1	0	1	0	1	0	0	0.60000	0.60000	0.00000	0.00000	0.00000	0.00000	2	1	-0.60000	0.60000	0.00000		
75	Athani	Construction of 20 individual houses in Athani Town Panchayat Phase II - TP (TC3803514034443) (Not Available)	18/01/2017	30.00	11	9	0	20	8	9	0	17	8	9	0	17	8	9	0	0	28.20000	23.40000	0.00000	-19.80000	-12.60000	0.00000	2	3	1.20000	0.00000	0.00000		
76	Athur	Construction of 10 houses in Athur Town Panchayat Phase IV (TC3803827034870) (Not Available)	23/03/2022	15.00	8	2	0	10	8	2	0	10	6	0	6	6	0	0	2	2	4.80000	1.20000	0.00000	0.00000	0.00000	0.00000	2	1	2.40000	-1.20000	0.00000		
77	Athur	Construction of 121 individual houses in Athur Town Panchayat Phase - II in Theothukul District (TC3803827034248) (Not Available)	29/05/2017	181.50	85	36	0	121	85	36	0	121	84	35	0	119	84	35	0	1	51.00000	20.40000	0.00000	50.40000	20.40000	0.00000	2	2	-0.60000	1.20000	0.00000		
78	Athur	Construction of 23 houses in Athur Town Panchayat (TC3803827034854) (Not Available)	23/03/2022	34.50	13	10	0	23	13	10	0	23	5	1	0	6	5	1	0	8	7.80000	5.40000	0.00000	0.00000	0.00000	0.00000	2	1	-1.80000	-4.20000	0.00000		
79	Athur	Construction of 8 houses in Athur Town Panchayat Phase IV (TC3803827034863) (Not Available)	23/03/2022	12.00	7	1	0	8	7	1	0	8	5	1	0	6	5	1	0	2	4.20000	0.60000	0.00000	0.00000	0.00000	0.00000	2	1	1.80000	0.60000	0.00000		
80	Attampattai	Construction of 15 houses at Attampattai (TC3803467000274) (Not Available)	25/01/2016	22.50	13	2	0	15	13	2	0	15	13	2	0	15	13	2	0	0	6.25447	2.75000	0.00000	9.34550	-0.35000	0.00000	2	2	0.00003	0.00000	0.00000		
81	Aval	Construction of 340 individual houses for urban poor families in Aval Municipality (TC380323038957) (Not Available)	24/04/2017	510.00	197	142	1	340	196	142	1	339	189	131	0	320	189	131	0	7	117.60000	85.20000	0.60000	112.80000	78.60000	0.00000	2	2	-3.60000	-6.60000	-0.60000		
82	Avalpoundurai	Construction of 10 individual houses in Avalpoundurai Town Panchayat Ph VII (TC3803545057604) (Not Available)	23/03/2022	15.00	7	3	0	10	7	3	0	10	3	0	10	7	3	0	0	0	4.20000	3.00000	0.00000	0.00000	0.00000	0.00000	2	1	4.20000	0.60000	0.00000		

get  
get





















209	Gopalasamu dram	Construction of 25 New Houses in Gopalasamudram Town Panchayat ( ) 7C3803871034956 ( Not Available )	23/03/2022	37.50	8	17	0	25	8	17	0	25	5	8	0	13	5	8	0	3	9	0	0	4.80000	10.20000	0.00000	0.00000	0.00000	0.00000	2	1	1.20000	-0.60000	0.00000
210	Gudalur	Construction of 50 Individual Houses in Gudalur Ph V ( 7C3803784038622 ( Not Available )	23/03/2022	75.00	45	5	0	50	45	5	0	50	45	5	0	50	45	5	0	0	0	0	0	27.00000	3.00000	0.00000	0.00000	0.00000	2	1	27.00000	3.00000	0.00000	
211	Gummidipoondi	Construction of 13 Individual Houses in Gummidipoondi Town Panchayat Phase- III GH ( 7C3803314002717 ( Not Available )	24/04/2017	19.50	3	10	0	13	3	10	0	13	3	10	0	13	3	10	0	0	0	0	1.80000	7.20000	0.00000	1.80000	4.20000	2	2	0.00000	0.60000	0.00000		
212	Gummidipoondi	Construction of 30 houses at Gummidipoondi Town panchayat. ( ) 7C3803314034849 ( Not Available )	23/03/2022	45.00	26	4	0	30	26	4	0	30	26	4	0	30	26	4	0	12	0	0	15.60000	2.40000	0.00000	0.00000	0.00000	2	1	1.20000	2.40000	0.00000		
213	Hannamantla	Construction of 20 Individual Houses in Hannamantla Town Panchayat ( ) 7C380378003816 ( Not Available )	23/03/2022	30.00	16	4	0	20	16	4	0	20	14	4	0	18	14	4	0	2	0	0	9.60000	2.40000	0.00000	0.00000	0.00000	2	1	7.20000	2.40000	0.00000		
214	Hannamantla	Construction of 38 house at Hannamantla ( 7C3803780000255 ( Not Available )	25/01/2016	57.00	27	11	0	38	27	11	0	38	27	11	0	38	27	11	0	0	0	0	20.48457	2.31542	0.00000	11.91540	10.88460	2	2	0.00003	-0.00002	0.00000		
215	Hannamantla	Construction of 5 individual houses in Hannamantla Town Panchayat Ph VIII ( 7C3803780033819 ( Not Available )	23/03/2022	7.50	5	0	0	5	5	0	0	5	5	0	0	5	5	0	0	0	0	0	3.00000	0.00000	0.00000	0.00000	0.00000	2	1	3.00000	0.00000	0.00000		
216	Hour	Construction of 65 Individual Houses at Hour Town Panchay in Dharmapuri District ( 7C380384405341 ( Not Available )	23/03/2022	97.50	32	33	0	65	32	33	0	65	32	33	0	65	28	30	0	58	28	30	25.80000	28.20000	0.00000	0.00000	0.00000	2	1	7.80000	7.80000	0.00000		
217	Hour	Construction of 88 houses in Hour Town Panchayat in Dharmapuri District ( ) 7C3803844053404 ( Not Available )	22/11/2016	132.00	68	20	0	88	68	20	0	88	68	20	0	88	68	20	0	88	68	20	40.80000	12.00000	0.00000	27.60000	1.80000	2	3	13.20000	10.20000	1.80000		
218	Hullgal	Construction of 19 Individual houses in Hullgal TP ( 7C3803571023983 ( Not Available )	22/02/2021	28.50	2	12	5	19	2	12	5	19	2	12	5	19	2	12	5	2	2	12	1.20000	7.20000	0.00000	0.00000	0.00000	2	1	1.20000	7.20000	3.00000		
219	Hullgal	Construction of 20 Individual houses in Hullgal Town Panchayat Ph I ( ) 7C380357103825 ( Not Available )	23/03/2022	30.00	5	15	0	20	5	15	0	20	4	13	0	17	4	13	0	1	2	0	3.00000	9.00000	0.00000	0.00000	0.00000	2	1	1.80000	6.60000	0.00000		
220	Hullgal	Construction of 20 Individual houses in Hullgal Town Panchayat Ph II ( ) 7C380357103826 ( Not Available )	23/03/2022	30.00	8	12	0	20	8	12	0	20	6	10	0	16	6	10	0	2	2	0	4.80000	7.20000	0.00000	0.00000	0.00000	2	1	2.40000	4.80000	0.00000		
221	Idikarai	Construction of 2 individual houses in Idikarai Town Panchayat ( ) 7C380397303579 ( Not Available )	23/03/2022	3.00	2	0	0	2	2	0	0	2	1	0	0	1	1	0	0	1	0	0	1.20000	0.00000	0.00000	0.00000	0.00000	2	1	0.00000	0.00000	0.00000		
222	Ilampalli	Construction of 11 Individual Houses in Elampalla Town Panchayat Phase II ( ) 7C3803464000992 ( Not Available )	24/04/2017	16.50	10	1	0	11	10	1	0	11	10	1	0	11	10	1	0	0	0	0	5.40000	0.60000	0.00000	5.40000	0.60000	2	2	1.20000	0.00000	0.00000		
223	Ilampalli	Construction of 29 house in Elampalli Town Panchayat ( 7C380346405903 ( ) Not Available )	22/11/2016	43.50	26	3	0	29	26	3	0	29	26	3	0	29	26	3	0	29	26	3	15.60000	1.80000	0.00000	-47.40000	-6.60000	2	3	63.00000	7.80000	0.00000		
224	Ilanjil	Construction of 41 Individual houses in Ilanjil Town Panchayat ( ) 7C3803848034941 ( Not Available )	23/03/2022	61.50	15	26	0	41	15	26	0	41	13	22	0	35	13	22	0	2	4	0	9.00000	15.60000	0.00000	0.00000	0.00000	2	1	6.60000	10.80000	0.00000		
225	Ilanjil	Construction of 5 individual houses in Ilanjil Town Panchayat ( ) 7C3803848034945 ( Not Available )	23/03/2022	7.50	0	5	0	5	0	5	0	5	0	4	0	4	0	4	0	1	0	0	0.00000	3.00000	0.00000	0.00000	0.00000	2	1	0.00000	1.80000	0.00000		
226	Ilanjil	Construction of 70 Individual house in Ilanjil Town Panchayat phase - II in Tiruvell District ( 7C3803848037527 ( ) Not Available )	29/05/2017	105.00	30	40	0	70	30	40	0	70	29	40	0	69	29	40	0	1	0	0	-54.60000	36.00000	0.00000	88.20000	9.60000	2	2	1.20000	2.40000	0.00000		
227	Ilavangudi	Construction of 10 Individual Houses in Ilavangudi Town Panchayat - TP ( ) 7C3803793034462 ( Not Available )	23/03/2022	15.00	1	9	0	10	1	9	0	10	1	7	0	8	1	7	0	0	2	0	0.60000	5.40000	0.00000	0.00000	0.00000	2	1	0.60000	3.00000	0.00000		
228	Iluppur	Construction of 169 house in Iluppur Town Panchayat in Pudukkottai District ( ) 7C3803715037162 ( Not Available )	22/11/2016	253.50	101	68	0	169	101	68	0	169	98	66	0	164	98	66	0	164	98	66	78.60000	59.40000	0.00000	35.40000	17.40000	2	3	3.60000	2.40000	0.00000		
229	Iluppur	Construction of 29 Individual houses in Iluppur Town Panchayat Phase II ( ) 7C3803715034152 ( Not Available )	18/01/2017	43.50	23	6	0	29	23	5	0	28	22	5	0	27	22	5	0	1	0	0	12.00000	12.00000	0.00000	-2.40000	-8.40000	2	3	16.80000	2.40000	0.00000		
230	Iluppur	Iluppur Town Panchayat 73 Individual houses ( 7C380371503377 ( Not Available )	23/03/2022	109.50	46	27	0	73	46	27	0	73	36	21	0	57	36	21	0	10	6	0	27.60000	15.60000	0.00000	0.00000	0.00000	2	1	15.60000	9.60000	0.00000		

gite  
gite













316	Kilgapor	Construction of 206 house in Keelapapor Town Panchayat (7C3803856035119) (Not Available)	23/03/2022	309.00	167	39	0	206	167	39	0	206	149	34	0	183	149	34	0	18	5	0	100.20000	23.40000	0.00000	0.00000	0.00000	0.00000	2	1	78.60000	17.40000	0.00000
317	Kilgapor	Construction of 65 houses in Keelapapor Town Panchayat Phase IV in Tirunelveli District (7C3803856037325) (Not Available)	29/05/2017	97.50	64	1	0	65	63	1	0	64	61	1	0	62	61	1	0	2	0	0	36.60000	0.60000	0.00000	0.00000	0.00000	0.00000	2	1	36.60000	0.60000	0.00000
318	Kilgapor	Construction of 9 house in Keelapapor Town Panchayat (7C3803856035077) (Not Available)	23/03/2022	13.50	7	2	0	9	7	2	0	9	6	2	0	8	6	2	0	1	0	0	4.20000	1.20000	0.00000	0.00000	0.00000	0.00000	2	1	3.00000	1.20000	0.00000
319	Kilgapor	Construction of 15 individual houses in Kilunda Town Panchayat (7C3803573033933) (Not Available)	23/03/2022	22.50	7	8	0	15	7	8	0	15	2	2	0	4	2	2	0	5	6	0	2.40000	4.20000	0.00000	0.00000	0.00000	0.00000	2	1	0.00000	-1.80000	0.00000
320	Kilila	Construction of 145 individual houses in Kilila Town Panchayat Phase II - TP (7C38035656037206) (Not Available)	18/01/2017	217.50	141	4	0	145	141	4	0	145	139	4	0	143	139	4	0	2	0	0	175.40000	16.80000	0.00000	-13.20000	-12.00000	0.00000	2	3	3.60000	0.00000	0.00000
321	Kilila	Construction of 20 houses in Kilila TP Pm V (7C3803565604880) (Not Available)	23/03/2022	30.00	18	2	0	20	18	2	0	20	13	2	0	15	13	2	0	5	0	0	10.80000	1.20000	0.00000	0.00000	0.00000	2	1	4.80000	1.20000	0.00000	
322	Kilivoor	Construction of 16 individual houses in Kilivoor TP (7C3803892034649) (Not Available)	23/03/2022	24.00	15	1	0	16	15	1	0	16	15	1	0	16	15	1	0	0	0	0	9.00000	0.60000	0.00000	0.00000	0.00000	2	1	9.00000	0.60000	0.00000	
323	Kilpennathur	Construction of 11 individual houses in Kilpennathur Town Panchayat, Phase III (7C3803423037611) (Not Available)	24/04/2017	18.50	6	5	0	11	6	5	0	11	6	5	0	11	6	5	0	0	0	0	4.80000	3.00000	0.00000	0.00000	0.00000	2	1	2.40000	3.00000	0.00000	
324	Kilvelur	21 individual houses in Kilvelur (7C3803675041980) (Not Available)	29/08/2019	31.50	11	10	0	21	11	10	0	21	11	9	0	20	11	9	0	1	0	0	6.60000	6.00000	0.00000	0.00000	0.00000	2	1	6.60000	4.80000	0.00000	
325	Kilvelur	Construction of 14 individual houses in KILVELUR TP Phase III (7C3803675044890) (Not Available)	24/04/2017	21.00	9	5	0	14	9	5	0	14	9	5	0	14	9	5	0	0	0	0	5.40000	3.00000	0.00000	5.40000	2.40000	2	2	0.00000	0.60000	0.00000	
326	Kilvelur	CONSTRUCTION OF 20 HOUSES KILVELUR TP (7C3803675044658) (Not Available)	23/03/2022	30.00	8	12	0	20	8	11	0	19	8	11	0	19	8	11	0	0	0	0	4.80000	7.20000	0.00000	0.00000	0.00000	2	1	4.80000	6.00000	0.00000	
327	Kodavayal	CONSTRUCTION OF 49 HOUSES KODAVAYAL TP (7C3803892034943) (Not Available)	23/03/2022	73.50	31	18	0	49	31	18	0	49	20	13	0	33	20	13	0	11	5	0	18.00000	10.80000	0.00000	0.00000	0.00000	2	1	6.00000	4.80000	0.00000	
328	Kodumudi	Construction of 12 individual houses in Kodumudi Town Panchayat - TP (7C3803559607843) (Not Available)	23/03/2022	18.00	7	5	0	12	7	5	0	12	7	5	0	12	7	5	0	0	0	0	3.60000	4.80000	0.00000	0.00000	0.00000	2	1	4.80000	1.20000	0.00000	
329	Kolappalur	Construction of 4 individual houses in Kolappalur Town Panchayat - TP (7C3803527034977) (Not Available)	23/03/2022	6.00	1	3	0	4	1	3	0	4	1	3	0	4	1	3	0	0	0	0	0.60000	1.80000	0.00000	0.00000	0.00000	2	1	0.60000	1.80000	0.00000	
330	Kolthuppalayam	Construction of 15 individual houses in Kolthuppalayam Town Panchayat - TP (7C3804017035029) (Not Available)	23/03/2022	22.50	5	10	0	15	5	10	0	15	5	8	0	13	5	8	0	2	0	0	3.00000	5.40000	0.00000	0.00000	0.00000	2	1	3.00000	4.20000	0.00000	
331	Kolthuppalayam	Construction of 52 House in Kolthuppalayam Town Panchayat - TP (7C3804017035394) (Not Available)	22/11/2016	78.00	24	28	0	52	20	26	0	46	20	26	0	46	20	26	0	0	0	0	8.40000	30.60000	0.00000	13.20000	-15.00000	2	3	2.40000	15.60000	0.00000	
332	Kollancode	Construction of 233 individual houses in Kollancode Town Panchayat (7C3803889037975) (Not Available)	22/11/2016	343.50	199	31	3	233	198	31	3	232	195	31	3	229	195	31	3	0	0	0	184.80000	22.20000	0.00000	49.20000	15.00000	2	3	0.00000	0.00000	0.00000	
333	Kollanholi	Construction of 13 houses in Kollanholi Town Panchayat in Erode District - TP (7C3803554034513) (Not Available)	22/11/2016	18.50	3	10	0	13	3	9	1	13	3	9	1	13	3	9	1	0	0	0	7.20000	8.40000	0.00000	-3.60000	2.40000	2	2	0.00000	0.00000	0.00000	
334	Kollanholi	Construction of 7 individual houses in Kollanholi Town Panchayat (7C3803554037321) (Not Available)	23/03/2022	10.50	1	6	0	7	1	6	0	7	1	6	0	7	1	6	0	0	0	0	0.60000	3.60000	0.00000	0.00000	0.00000	2	1	0.60000	3.60000	0.00000	
335	Kombai	Construction of 10 individual houses in Kombai Town Panchayat Pm VIII (7C3803776035842) (Not Available)	23/03/2022	15.00	3	7	0	10	3	7	0	10	2	6	0	8	2	6	0	1	1	0	1.80000	4.20000	0.00000	0.00000	0.00000	2	1	0.60000	3.00000	0.00000	
336	Kombai	Construction of 5 individual houses in Kombai Phase II (7C3803776035200) (Not Available)	23/11/2021	7.50	4	1	0	5	4	1	0	5	4	1	0	5	4	1	0	0	0	0	3.00000	2.40000	0.00000	0.00000	0.00000	2	1	1.80000	-1.20000	0.00000	
337	Kombai	Construction of 54 houses at Kombai (7C3803776003131) (Not Available)	23/01/2016	81.00	38	16	0	54	38	16	0	54	38	16	0	54	38	16	0	0	0	0	23.56171	8.88828	0.00000	22.03830	10.36170	2	2	-0.00001	0.00002	0.00000	
338	Kongampalayam	Kongampalayam (7C3803457000159) (Not Available)	23/01/2016	162.00	63	45	0	108	62	43	0	105	62	43	0	105	62	43	0	0	0	0	57.24706	7.45883	0.09409	7.55290	44.14120	2	2	9.62004	-0.00003	0.00001	
339	Kondacheri	59 individual houses in Kondacheri (7C3803681036244) (Not Available)	29/08/2019	88.50	21	36	2	59	20	36	2	58	20	35	2	57	20	35	2	0	1	0	12.60000	21.60000	1.20000	0.00000	0.00000	2	1	11.40000	20.40000	1.20000	

get -  
get



340	Koradacheri	Construction of 18 individual houses in Koradacheri Town Panchayat Phase III at Tiruvuru District (7C3803681002553) (Not Available)	24/04/2017	27.00	7	11	0	18	7	11	0	18	7	10	0	17	7	10	0	0	1	0	3.60000	3.00000	0.00000	4.80000	7.20000	0.00000	2.00000	2	2	0.00000	1.80000	0.00000
341	Koradacheri	CONSTRUCTION OF 22 HOUSES KORADACHERI TP (7C3803681035388) (Not Available)	23/03/2022	33.00	8	14	0	22	8	14	0	22	7	10	0	17	7	10	0	1	4	0	4.80000	8.40000	0.00000	0.00000	0.00000	0.00000	2	1	3.60000	3.60000	0.00000	
342	Kotagiri	Construction of 20 individual houses in Kotagiri Town Panchayat Ph I (7C3803560303923) (Not Available)	23/03/2022	30.00	6	14	0	20	6	14	0	20	3	5	0	8	3	5	0	3	9	0	3.60000	7.80000	0.00000	0.00000	0.00000	0.00000	2	1	0.00000	-1.80000	0.00000	
343	Kotagiri	Construction of 24 individual houses in Kotagiri Town Panchayat Ph II (7C3803560303921) (Not Available)	23/03/2022	36.00	12	12	0	24	12	12	0	24	6	6	0	12	6	6	0	6	6	0	7.20000	7.20000	0.00000	0.00000	0.00000	0.00000	2	1	0.00000	0.00000	0.00000	
344	Kotagiri	Construction of 99 houses in Kotagiri TP Ph III (7C3803560203791) (Not Available)	22/02/2021	148.50	56	43	0	99	56	43	0	99	31	24	0	55	31	24	0	25	19	0	25.20000	18.00000	0.00000	0.00000	0.00000	0.00000	2	1	12.00000	10.80000	0.00000	
345	Kotagiri	Construction of 11 houses at Kotagiri Ph III (7C3803730000291) (Not Available)	25/01/2016	16.50	7	3	1	11	7	3	1	11	7	3	1	11	7	3	1	0	0	0	3.13738	3.45642	0.00419	5.26280	0.14360	-0.00620	2	2	0.00002	-0.00002	1.20001	
346	Kotagiri	Construction of 5 individual houses in Kotagiri Town Panchayat - TP (7C3803730034489) (Not Available)	23/03/2022	7.50	2	3	0	5	2	3	0	5	2	3	0	5	2	3	0	0	0	0	1.20000	1.80000	0.00000	0.00000	0.00000	0.00000	2	1	1.20000	1.80000	0.00000	
347	Kotagiri	Construction of 48 individual houses in Kotagiri TP (7C3803934055241) (Not Available)	23/03/2022	72.00	39	9	0	48	39	9	0	48	35	7	0	42	35	7	0	4	2	0	26.40000	6.00000	0.00000	0.00000	0.00000	0.00000	2	1	15.60000	2.40000	0.00000	
348	Krishnarajapet	Construction of 10 individual houses in Krishnarajapet Town Panchayat Ph II (7C3803611034462) (Not Available)	23/03/2022	15.00	8	2	0	10	8	2	0	10	7	1	0	8	7	1	0	1	1	0	4.80000	1.20000	0.00000	0.00000	0.00000	0.00000	2	1	3.60000	0.00000	0.00000	
349	Krishnarajapet	Construction of 28 individual houses in Krishnarajapet Town Panchayat Ph I (7C3803611034461) (Not Available)	23/03/2022	43.50	25	4	0	29	25	4	0	29	22	3	0	25	22	3	0	3	1	0	15.00000	2.40000	0.00000	0.00000	0.00000	0.00000	2	1	11.40000	1.20000	0.00000	
350	Kudalur	Construction of 11 individual houses in Kudalur Town Panchayat (7C3803773035841) (Not Available)	23/03/2022	16.50	7	4	0	11	7	4	0	11	7	3	0	10	7	3	0	1	0	4.20000	2.40000	0.00000	0.00000	0.00000	0.00000	2	1	4.20000	1.20000	0.00000		
351	Kudalur	Construction of 2 individual houses in Kudalur Town Panchayat Phase - IV (7C3803773034442) (Not Available)	27/04/2018	3.00	2	0	0	2	2	0	0	2	2	0	0	2	2	0	0	0	0	0	1.80000	0.60000	0.00000	0.60000	-0.60000	0.00000	2	2	0.00000	0.00000	0.00000	
352	Kudalur	Construction of 3 individual houses in Kudalur Town Panchayat Ph VIII (7C3803773035846) (Not Available)	23/03/2022	4.50	3	0	0	3	3	0	0	3	3	0	0	3	3	0	0	0	0	0	1.80000	0.00000	0.00000	0.00000	0.00000	0.00000	2	1	1.80000	0.00000	0.00000	
353	Kudalur	Construction of 30 Houses at Kudalur (7C3803773000322) (Not Available)	23/01/2016	45.00	22	8	0	30	22	7	0	29	22	7	0	29	22	7	0	0	0	16.65892	1.32733	0.01733	9.74110	7.07630	-0.01730	2	2	-0.00002	-0.00003	-0.00003		
354	Kudalur	Construction of 8 individual houses in Kudalur Town Panchayat - TP (7C3803524035064) (Not Available)	23/03/2022	12.00	5	3	0	8	5	3	0	8	3	1	0	4	3	1	0	2	2	0	3.00000	1.80000	0.00000	0.00000	0.00000	0.00000	2	1	0.60000	-0.60000	0.00000	
355	Kudalur	Construction of 8 individual houses in Kudalur Town Panchayat - TP (7C3803524057826) (Not Available)	23/03/2022	12.00	7	1	0	8	7	1	0	8	6	1	0	7	6	1	0	1	0	0	4.80000	0.60000	0.00000	0.00000	0.00000	0.00000	2	1	2.40000	0.60000	0.00000	
356	Kulasekaram	Construction of 4 individual houses in Kulasekaram TP (7C3803898034621) (Not Available)	23/03/2022	6.00	4	0	0	4	4	0	0	4	4	0	0	4	4	0	0	0	0	0	2.40000	0.00000	0.00000	0.00000	0.00000	0.00000	2	1	2.40000	0.00000	0.00000	
357	Kumarajapet	Construction of 10 individual houses in Kumarajapet Municipality Ph IV (7C3803482023429) (Not Available)	20/01/2021	15.00	10	0	0	10	10	0	0	10	9	0	0	9	9	0	0	1	0	0	6.00000	0.00000	0.00000	0.00000	0.00000	0.00000	2	1	4.80000	0.00000	0.00000	
358	Kumarajapet	Construction of 12 individual houses in Kumarajapet TP (7C3803902034682) (Not Available)	23/03/2022	18.00	12	0	0	12	12	0	0	12	12	0	0	12	12	0	0	0	0	0	7.20000	0.00000	0.00000	0.00000	0.00000	0.00000	2	1	7.20000	0.00000	0.00000	
359	Kumbakonam	Construction of 476 individual houses in Kumbakonam IPA (7C3803697041881) (Not Available)	23/06/2019	714.00	374	100	2	476	372	100	2	474	372	100	2	474	372	100	2	0	0	0	151.80000	61.80000	0.00000	295.80000	58.20000	2.40000	2	2	-1.20000	0.00000	0.00000	
360	Kumbakonam	Construction of 99 individual houses in kumbakonam municipality phase XI (7C3803697054855) (Not Available)	23/03/2022	148.50	89	10	0	99	88	10	0	98	88	10	0	98	88	10	0	0	0	0	53.40000	6.00000	0.00000	52.20000	6.00000	0.00000	2	2	0.00000	0.00000	0.00000	
361	Kundalathur	Construction of 32 houses in Kundalathur Town Panchayat in Kancheepuram District (7C380341037502) (Not Available)	22/11/2016	48.00	6	26	0	32	26	0	32	26	0	26	0	32	26	0	0	0	0	0	7.20000	28.80000	0.00000	0.00000	1.20000	0.00000	2	3	0.00000	1.20000	0.00000	

Agar  
Sudh

362	Kunthapur	Construction of 10 individual houses in Kunthapur Town Panchayat - TP (TC380402034995) (Not Available)	23/03/2022	15.00	8	2	0	10	8	2	0	10	4	1	0	4	1	0	4	1	0	0	4.80000	1.20000	0.00000	0.00000	0.00000	0.00000	0.00000	2	1	0.00000	0.00000	0.00000
363	Kurinjipadi	Construction of 109 houses in Kurinjipadi Town Panchayat (TC380361034852) (Not Available)	23/03/2022	163.50	69	38	2	109	69	38	2	109	55	31	2	88	55	31	2	14	7	0	41.40000	22.60000	1.20000	0.00000	0.00000	0.00000	2	1	24.60000	14.40000	1.20000	
364	Kurumbalur	Construction of 37 individual houses in Kurumbalur Town Panchayat Phase-IV (TC380364002272) (Not Available)	24/04/2017	55.50	21	15	1	37	21	15	1	37	21	15	1	37	21	15	1	0	0	0	12.60000	10.20000	0.60000	-6.30000	-5.70000	-0.30000	2	2	18.90000	13.50000	0.90000	
365	Kurumbalur	Construction of 92 houses in Kurumbalur Town Panchayat (TC3803640037156) (Not Available)	22/11/2016	138.00	42	50	0	92	42	50	0	92	42	50	0	92	42	50	0	0	0	0	25.20000	30.00000	0.00000	5.40000	15.60000	0.00000	3	3	19.80000	14.40000	0.00000	
366	Kurumbalur	Kurumbalur Town Panchayat 5 Individual Houses (TC380364003515) (Not Available)	23/03/2022	7.50	1	4	0	5	1	4	0	5	1	3	0	4	1	3	0	0	1	0	0.60000	2.40000	0.00000	0.00000	0.00000	0.00000	2	1	0.60000	1.20000	0.00000	
367	Kuthalam	CONSTRUCTION OF 42 HOUSES KUTHALAM TOWN PANCHAYATH (TC380367103384) (Not Available)	23/03/2022	63.00	27	15	0	42	26	15	0	41	26	15	0	41	26	15	0	0	0	0	16.20000	9.00000	0.00000	0.00000	0.00000	0.00000	2	1	15.00000	9.00000	0.00000	
368	Kuthanallur	150 INDIVIDUAL HOUSES KOOTHAANALLUR PHASE IV (TC3803686041887) (Not Available)	29/08/2019	225.00	55	95	0	150	55	95	0	150	51	84	0	135	51	84	0	4	11	0	33.00000	57.00000	0.00000	0.00000	0.00000	0.00000	2	1	28.20000	43.80000	0.00000	
369	Lakkampatti	Construction of 4 individual houses in Lakkampatti Town Panchayat - TP (TC380351034978) (Not Available)	23/03/2022	6.00	4	0	0	4	4	0	0	4	4	0	0	4	4	0	0	0	0	0	2.40000	0.00000	0.00000	0.00000	0.00000	0.00000	2	1	2.40000	0.00000	0.00000	
370	Lakkampatti	Construction of 9 individual houses in Lakkampatti Ph.VII TP (TC380351034342) (Not Available)	25/09/2019	13.50	9	0	0	9	9	0	0	9	9	0	0	9	9	0	0	0	0	0	5.40000	0.00000	0.00000	0.00000	0.00000	0.00000	2	1	5.40000	0.00000	0.00000	
371	Laligudi	Construction of 85 individual houses in Laligudi Town Panchayat Phase II (TC380362903404) (Not Available)	18/01/2017	127.50	29	56	0	85	29	56	0	85	22	54	0	76	22	54	0	7	2	0	29.40000	51.60000	0.00000	-5.40000	-15.60000	0.00000	3	3	2.40000	28.80000	0.00000	
372	Lalpet	Construction of 14 houses in Lalpetal TP Ph.III (TC380366004662) (Not Available)	23/03/2022	21.00	10	4	0	14	10	4	0	14	5	3	0	8	5	3	0	5	1	0	6.00000	1.20000	0.00000	0.00000	0.00000	0.00000	2	1	0.00000	2.40000	0.00000	
373	Maduvaiyudi	Construction of 7 individual houses in Maduvaiyudi Town Panchayat - TP I (TC380402035020) (Not Available)	23/03/2022	10.50	2	5	0	7	2	5	0	7	2	5	0	7	2	5	0	0	0	0	1.20000	3.00000	0.00000	0.00000	0.00000	0.00000	2	1	1.20000	3.00000	0.00000	
374	Madukur	Construction of 20 individual houses in Madukur Phase III (NSCR) (TC3803710023096) (Not Available)	20/01/2021	30.00	15	5	0	20	15	5	0	20	13	5	0	18	13	5	0	2	0	0	1.20000	0.00000	0.00000	13.20000	1.20000	0.00000	2	2	1.20000	4.80000	0.00000	
375	Madurantha	Construction of 96 individual houses in Chengay and Chengampattu Ph.V (TC380372057388) (Not Available)	14/09/2022	144.00	28	58	10	96	28	58	10	96	28	58	10	96	28	58	10	0	0	0	18.00000	36.00000	6.00000	18.00000	26.40000	6.00000	2	2	-2.40000	7.20000	0.00000	
376	Mallankur	Construction of 15 individual houses in Mallankur Town Panchayat (TC380380004335) (Not Available)	23/03/2022	22.50	10	5	0	15	9	5	0	14	9	5	0	14	9	5	0	0	0	0	6.00000	3.00000	0.00000	0.00000	0.00000	0.00000	2	1	4.80000	3.00000	0.00000	
377	Mallankur	Construction of 30 individual houses in Mallankur TP (TC380380004341) (Not Available)	18/11/2022	45.00	21	9	0	30	21	9	0	30	16	9	0	25	16	9	0	5	0	0	7.80000	3.60000	0.00000	0.00000	0.00000	0.00000	2	1	11.40000	7.20000	0.00000	
378	Mannapur	Construction of 29 individual houses in Mannapur TP (TC380379504353) (Not Available)	18/11/2022	43.50	14	15	0	29	14	15	0	29	14	9	0	23	14	9	0	0	0	0	8.40000	9.00000	0.00000	0.00000	0.00000	0.00000	2	1	8.40000	1.80000	0.00000	
379	Mannapur	Construction of 6 individual houses in Mannapur Town Panchayat (TC380379504355) (Not Available)	23/03/2022	9.00	4	2	0	6	4	2	0	6	4	2	0	6	4	2	0	0	0	0	2.40000	1.20000	0.00000	0.00000	0.00000	0.00000	2	1	2.40000	1.20000	0.00000	
380	Mannapur	Construction of 9 individual houses in Mannapur Town Panchayat (TC380379504353) (Not Available)	23/03/2022	13.50	5	4	0	9	5	4	0	9	4	4	0	8	4	4	0	1	0	0	3.00000	2.40000	0.00000	0.00000	0.00000	0.00000	2	1	1.80000	2.40000	0.00000	
381	Manthasali	Manthasali Town Panchayat 13 Individual houses (TC3803805033883) (Not Available)	23/03/2022	19.50	6	7	0	13	6	7	0	13	5	3	0	8	5	3	0	1	4	0	3.60000	4.20000	0.00000	0.00000	0.00000	0.00000	2	1	2.40000	-0.60000	0.00000	
382	Mannalmedu	CONSTRUCTION OF 123 HOUSES MANALMEDU TOWN PANCHAYATH (TC3803660038383) (Not Available)	23/03/2022	184.50	52	71	0	123	52	70	0	122	28	44	0	72	28	44	0	24	26	0	31.20000	42.60000	0.00000	0.00000	0.00000	0.00000	2	1	2.40000	10.20000	0.00000	
383	Mannalpet	Construction of 20 houses in Mannalpet TP Ph.IV (TC380343304925) (Not Available)	23/03/2022	30.00	14	6	0	20	14	6	0	20	11	5	0	16	11	5	0	3	1	0	8.40000	3.60000	0.00000	0.00000	0.00000	0.00000	2	1	4.80000	2.40000	0.00000	

per  
per











449	Nangavalli	Construction of 25 individual houses in Nangavalli (7C380367403281) (Not Available)	27/11/2019	37.50	13	12	0	25	13	12	0	25	13	11	0	24	13	11	0	0	1	0	19.80000	10.20000	0.00000	-4.20000	4.20000	0.00000	2	2	0.00000	-1.20000	0.00000
450	Nangothahalli	Construction of 7 Houses in Nangothahalli Town Panchayat in Krishnagiri District (7C3803958055352) (Not Available)	23/03/2022	10.50	7	0	0	7	7	0	0	7	7	0	0	7	7	0	0	0	0	0	4.80000	0.00000	0.00000	0.00000	0.00000	0.00000	2	1	3.60000	0.00000	0.00000
451	Nallampati	Construction of 3 individual Houses in Nallampati Town Panchayat (7C380351034980) (Not Available)	23/03/2022	4.50	3	0	0	3	3	0	0	3	3	0	0	3	3	0	0	0	0	1.80000	0.00000	0.00000	0.00000	0.00000	0.00000	2	1	-0.60000	0.00000	0.00000	
452	Nallor	Construction of 25 house in Nallor TP (7C380351034980) (Not Available)	23/03/2022	37.50	25	0	0	25	25	0	0	25	25	0	0	25	23	0	0	0	0	15.60000	0.00000	0.00000	0.00000	0.00000	0.00000	2	1	12.00000	0.00000	0.00000	
453	Nannigripet	Construction of 39 individual house in Nannigripet Town Panchayat in Namakkal District (7C3803490057455) (Not Available)	23/03/2022	58.50	26	12	1	39	26	12	1	39	24	9	1	34	24	9	1	2	3	20.40000	13.20000	0.60000	0.00000	0.00000	0.00000	2	1	8.40000	-2.40000	0.60000	
454	Nannur	Construction of 8 individual Houses in Nannur Town Panchayat - TP (7C380351034981) (Not Available)	23/03/2022	12.00	6	2	0	8	6	2	0	8	6	2	0	8	6	2	0	0	0	4.20000	3.00000	0.00000	0.00000	0.00000	0.00000	2	1	3.00000	-0.60000	0.00000	
455	Nangavalli	Construction of 3 house in NANGAVALLI Town Panchayat (7C3803448034693) (Not Available)	23/03/2022	4.50	1	0	2	3	1	0	2	3	1	0	2	3	1	0	2	0	0	0.60000	0.00000	1.20000	0.00000	0.00000	0.00000	2	1	0.60000	0.00000	1.20000	
456	Nangavaram	Construction of 19 individual houses in Nangavaram Town Panchayat (7C3803615034691) (Not Available)	23/03/2022	28.50	15	4	0	19	14	4	0	18	10	2	0	12	10	2	0	4	2	9.00000	2.40000	0.00000	0.00000	0.00000	0.00000	2	1	3.00000	0.00000	0.00000	
457	Nangavaram	Construction of 4 individual houses in Nangavaram Town Panchayat Ph II (7C3803615034688) (Not Available)	23/03/2022	6.00	3	1	0	4	3	1	0	4	2	1	0	3	2	1	0	1	0	1.80000	0.60000	0.00000	0.00000	0.00000	0.00000	2	1	0.60000	0.60000	0.00000	
458	Nangavaram	Construction of 10 house in Nangavaram Town Panchayat (7C3803874035138) (Not Available)	23/03/2022	15.00	10	0	0	10	10	0	0	10	6	0	0	6	6	0	0	4	0	6.00000	0.00000	0.00000	0.00000	0.00000	0.00000	2	1	1.20000	0.00000	0.00000	
459	Nangavaram	Construction of 11 house in Nangavaram Town Panchayat (7C3803874035126) (Not Available)	23/03/2022	16.50	10	1	0	11	10	1	0	11	9	1	0	10	9	1	0	1	0	6.00000	0.60000	0.00000	0.00000	0.00000	0.00000	2	1	4.80000	0.60000	0.00000	
460	Nangavaram	Construction of 48 individual Houses in Nangavaram Town Panchayat Phase - II in Tiruvetkai District (7C3803874037403) (Not Available)	29/05/2017	72.00	46	2	0	48	45	2	0	47	44	2	0	46	44	2	0	1	0	27.00000	1.20000	0.00000	26.40000	1.20000	0.00000	2	2	-0.60000	0.00000	0.00000	
461	Nangavaram	Construction of 10 house in Nangavaram Town Panchayat (7C3803874035140) (Not Available)	23/03/2022	15.00	9	1	0	10	9	1	0	10	6	1	0	7	6	1	0	3	0	5.40000	0.60000	0.00000	0.00000	0.00000	0.00000	2	1	1.80000	0.60000	0.00000	
462	Nannilam	CONSTRUCTION OF 16 HOUSES NANNILAM TP (7C3803963035019) (Not Available)	23/03/2022	24.00	5	11	0	16	5	11	0	16	2	4	0	6	2	4	0	3	7	3.00000	6.60000	0.00000	0.00000	0.00000	0.00000	2	1	-0.60000	-1.80000	0.00000	
463	Naranampalam	Construction of 10 House in Naranampalam Town Panchayat (7C380385905024) (Not Available)	23/03/2022	15.00	7	3	0	10	7	3	0	10	7	2	0	9	7	2	0	1	0	4.20000	1.80000	0.00000	0.00000	0.00000	0.00000	2	1	4.20000	0.60000	0.00000	
464	Naranampalam	Construction of 10 house in Naranampalam Town Panchayat (7C380385905028) (Not Available)	23/03/2022	15.00	8	2	0	10	8	2	0	10	6	2	0	8	6	2	0	2	0	4.80000	1.20000	0.00000	0.00000	0.00000	0.00000	2	1	2.40000	1.20000	0.00000	
465	Naranampalam	Construction of 322 House in Naranampalam Town Panchayat (7C380385905028) (Not Available)	29/05/2017	483.00	233	89	0	322	233	89	0	322	232	88	0	320	232	88	0	1	1	139.80000	53.40000	0.00000	138.00000	52.80000	0.00000	2	2	0.60000	-0.60000	0.00000	
466	Naranampalam	Construction of 46 house in Naranampalam Town Panchayat (7C380385905022) (Not Available)	23/03/2022	69.00	39	7	0	46	39	7	0	46	31	6	0	37	31	6	0	8	1	23.40000	4.20000	0.00000	0.00000	0.00000	0.00000	2	1	13.80000	3.00000	0.00000	
467	Narasimhan	Construction of 2 individual houses in Narasimhanpattanam Town Panchayat (7C3803975037368) (Not Available)	23/03/2022	3.00	0	2	0	2	0	2	0	2	0	2	0	2	0	2	0	0	0	0.00000	1.20000	0.00000	0.00000	0.00000	0.00000	2	1	0.00000	1.20000	0.00000	
468	Narasimhan	Construction of 12 house in Narasimhanpattanam Town Panchayat in Tiruvallur District (7C3803335034499) (Not Available)	22/11/2016	18.00	1	11	0	12	1	11	0	12	1	11	0	12	1	11	0	0	0	0.60000	6.60000	0.00000	-6.60000	7.20000	0.00000	2	3	10.20000	-0.60000	0.00000	
469	Nasivaram	Construction of 6 individual Houses in Nasivaram Town Panchayat - TP (7C3803540034982) (Not Available)	23/03/2022	9.00	4	2	0	6	4	2	0	6	4	2	0	6	4	2	0	0	0	2.40000	1.20000	0.00000	0.00000	0.00000	0.00000	2	1	2.40000	1.20000	0.00000	

gpc

gpc









524	Palliyam	Construction of 68 houses in Palliyam Town Panchayat in Erode District (TC380358037192) (Not Available)	22/11/2016	102.00	59	9	0	68	59	9	0	68	58	9	0	67	58	9	0	1	0	0	35.40000	5.40000	0.00000	-15.00000	3.60000	0.00000	2	3	49.20000	1.80000	0.00000
525	Palliyam	Construction of 8 individual houses in Palliyam TP Ph. IV (TC380358032094) (Not Available)	20/01/2021	12.00	8	0	0	8	8	0	0	8	8	0	0	8	8	0	0	0	0	0	4.80000	0.00000	0.00000	0.00000	0.00000	0.00000	2	1	4.80000	0.00000	0.00000
526	Palladam	Construction of 4 individual houses in Palladam Sedapalayam in Tiruppur District (TC380402035005) (Not Available)	25/09/2019	6.00	4	0	0	4	4	0	0	4	4	0	0	4	4	0	0	0	0	0	4.80000	0.00000	0.00000	0.00000	0.00000	0.00000	2	2	0.00000	0.00000	0.00000
527	Pallapalayam	Construction of 13 individual houses in Pallapalayam Town Panchayat - TP (TC380352035006) (Not Available)	29/03/2022	19.50	9	4	0	13	9	4	0	13	7	4	0	11	7	4	0	2	0	0	5.40000	2.40000	0.00000	0.00000	0.00000	0.00000	2	1	3.00000	2.40000	0.00000
528	Pallapalayam	Construction of 40 houses in Pallapalayam Town Panchayat in Erode District - TP (TC380352037380) (Not Available)	22/11/2016	60.00	27	13	0	40	27	13	0	40	27	13	0	40	27	13	0	0	0	13.20000	7.20000	0.00000	-4.20000	7.20000	0.00000	2	3	23.40000	1.20000	0.00000	
529	Pallapalayam	Construction of 58 individual houses in Pallapalayam Town Panchayat Phase II - TP (TC380352035454) (Not Available)	18/01/2017	87.00	44	14	0	58	40	13	0	53	40	13	0	53	40	13	0	0	0	69.00000	67.20000	0.00000	-35.40000	-60.00000	0.00000	2	3	14.40000	8.40000	0.00000	
530	Pallapalayam	Construction of 6 individual houses in Pallapalayam Town Panchayat (TC380367035582) (Not Available)	23/03/2022	9.00	3	3	0	6	3	3	0	6	3	3	0	4	3	1	0	0	2	0	1.80000	1.80000	0.00000	0.00000	0.00000	2	1	1.80000	-0.60000	0.00000	
531	Pallapatt	Construction of 4 individual houses in Pallapatt Municipality (TC380360055090) (Not Available)	18/11/2022	6.00	3	1	0	4	3	1	0	4	2	1	0	3	2	1	0	1	0	0	4.20000	1.80000	0.00000	-3.00000	-0.60000	0.00000	2	2	1.20000	0.00000	0.00000
532	Pallikonda	Construction of 18 individual houses in Pallikonda (TC380390035630) (Not Available)	27/12/2019	177.00	78	40	0	118	77	40	0	117	68	27	0	95	68	27	0	9	13	48.00000	24.00000	0.00000	0.00000	0.00000	0.00000	2	1	33.60000	8.40000	0.00000	
533	Pallikonda	Construction of 35 individual houses in Pallikonda Town Panchayat Phase-II (TC380390035635) (Not Available)	18/01/2017	52.50	22	13	0	35	21	13	0	34	18	12	0	30	18	12	0	3	1	0	16.80000	16.60000	0.00000	-8.60000	-15.00000	0.00000	2	3	14.40000	10.80000	0.00000
534	Pallikonda	Construction of 48 individual houses in pallikonda Town Panchayat Phase -IV (TC380390039297) (Not Available)	27/09/2018	72.00	25	23	0	48	25	23	0	48	22	21	0	43	22	21	0	3	2	0	16.80000	15.60000	0.00000	1.20000	-8.40000	0.00000	2	2	8.40000	18.00000	0.00000
535	Pallikonda	Construction of 54 house in pallikonda town panchayat (TC380390035640) (Not Available)	22/11/2016	81.00	25	29	0	54	25	29	0	54	24	27	0	51	24	27	0	1	2	0	15.00000	17.40000	0.00000	-15.60000	-15.60000	0.00000	2	2	29.40000	30.60000	0.00000
536	Palligattu	Construction of 28 individual houses in palligattu Town Panchayat (TC380332030489) (Not Available)	23/03/2022	42.00	13	14	1	28	13	14	1	28	9	5	1	15	9	5	1	4	9	0	7.80000	8.40000	0.60000	0.00000	0.00000	0.00000	2	1	3.00000	-2.40000	0.60000
537	Palligattu	Construction of 55 individual houses in Palligattu (TC380332030243) (Not Available)	27/12/2019	82.50	33	21	1	55	33	21	1	55	30	19	1	50	30	19	1	3	2	0	19.20000	12.60000	0.60000	0.00000	0.00000	0.00000	2	1	16.80000	10.20000	0.60000
538	Palligudi	Construction of 16 individual houses in Palligudi TP (TC380383034695) (Not Available)	23/03/2022	24.00	16	0	0	16	16	0	0	16	16	0	0	16	16	0	0	0	0	0	9.60000	0.00000	0.00000	0.00000	0.00000	0.00000	2	1	9.60000	0.00000	0.00000
539	Palligudi	Construction of 20 house in Palligudi Town Panchayat Ph VIII (TC380387035000) (Not Available)	23/03/2022	30.00	18	2	0	20	18	2	0	20	14	2	0	16	14	2	0	4	0	0	10.80000	1.20000	0.00000	0.00000	0.00000	0.00000	2	1	6.00000	1.20000	0.00000
540	Palligudi	Construction of 549 house in Palligudi Town Panchayat (TC380387034998) (Not Available)	23/03/2022	823.50	471	78	0	549	471	78	0	549	384	56	0	440	384	56	0	87	22	0	282.60000	46.80000	0.00000	0.00000	0.00000	0.00000	2	1	176.20000	20.40000	0.00000
541	Pallinurathupatti	Construction of 5 house in Pallinurathupatti Town Panchayat (TC380346034823) (Not Available)	23/03/2022	7.50	1	4	0	5	1	4	0	5	1	4	0	5	1	4	0	0	0	0	0.60000	2.40000	0.00000	0.00000	0.00000	0.00000	2	1	0.60000	2.40000	0.00000
542	Pannakkam	Construction of 158 individual houses in Pannakkam (TC38039102013) (Not Available)	27/12/2019	237.00	109	49	0	158	108	49	0	157	82	40	0	122	82	40	0	26	9	0	65.40000	29.40000	0.00000	0.00000	0.00000	0.00000	2	1	31.00000	18.60000	0.00000
543	Panduranga lam	Construction of 28 Houses in Panduranga lam Town Panchayat in Namakkal District (TC3803504037859) (Not Available)	22/11/2016	42.00	16	12	0	28	16	12	0	28	16	12	0	28	16	12	0	0	0	0	9.60000	7.20000	0.00000	0.00000	6.00000	0.00000	2	3	9.60000	1.20000	0.00000
544	Pannakkadu	Construction of 8 individual houses in Pannakkadu Town Panchayat (TC380354035682) (Not Available)	23/03/2022	12.00	8	0	0	8	8	0	0	8	7	0	0	7	7	0	0	1	0	0	4.80000	0.00000	0.00000	0.00000	0.00000	0.00000	2	1	3.60000	0.00000	0.00000
545	Pannakkadu	Construction of 97 house in Pannakkadu Town Panchayat (TC380354037199) (Not Available)	22/11/2016	145.50	47	35	15	97	46	35	15	96	46	35	15	96	46	35	15	0	0	0	28.20000	21.00000	9.00000	19.80000	24.60000	9.00000	2	3	7.20000	-3.60000	0.00000

*Handwritten signature*





557	Pattiverampatti	Construction of 10 individual houses in Pattiverampatti Town Panchayat (TP) (7C380359033707) (Not Available)	23/03/2022	15.00	2	8	0	10	2	8	0	10	1	5	0	1	3	0	1.20000	4.80000	0.00000	0.00000	0.00000	0.00000	2	1	0.00000	1.20000	0.00000
558	Pattiverampatti	Construction of 19 individual houses in Pattiverampatti Town Panchayat (TP) (7C380359033704) (Not Available)	23/03/2022	28.50	7	12	0	19	7	12	0	19	3	6	0	4	6	0	4.20000	7.20000	0.00000	0.00000	0.00000	0.00000	2	1	-0.60000	0.00000	0.00000
559	Pennadam	Construction of 50 House in Pennadam Town Panchayat in Cuddalore District - TP (7C3803565037223) (Not Available)	22/11/2016	75.00	31	19	0	50	31	19	0	50	31	19	0	0	0	0	55.80000	65.40000	15.00000	-31.80000	-52.20000	-15.00000	2	3	13.20000	9.60000	0.00000
560	Pennadam	Construction of 60 houses in Pennadam Town Panchayat (7C3803565034891) (Not Available)	23/03/2022	90.00	33	24	3	60	33	24	3	60	19	13	1	33	19	13	19.80000	13.80000	1.80000	0.00000	0.00000	0.00000	2	1	3.00000	1.80000	-0.60000
561	Pennagram	Construction of 84 house in Pennagram Town Panchayat in Dharmapuri District (7C3803590034816) (Not Available)	22/11/2016	126.00	63	21	0	84	63	21	0	84	63	21	0	0	0	0	37.80000	12.60000	0.00000	-9.00000	-2.40000	0.00000	2	3	46.80000	15.00000	0.00000
562	Pennagram	Construction of 92 house in Pennagram Town Panchayat Dharmapuri District (7C3803590035364) (Not Available)	23/03/2022	138.00	71	21	0	92	71	21	0	92	66	20	0	86	66	20	0	43.80000	12.60000	0.00000	0.00000	0.00000	2	1	35.40000	11.40000	0.00000
563	Pennathur	Construction of 62 houses in Pennathur Town Panchayat (7C3803402035538) (Not Available)	22/11/2016	95.00	43	19	0	62	43	19	0	62	38	19	0	57	38	19	0	25.80000	11.40000	0.00000	-10.20000	-7.20000	2	3	30.00000	18.60000	0.00000
564	Pennathur	Construction of 70 individual houses in Pennathur Town Panchayat Phase II (7C3803402035540) (Not Available)	18/01/2017	105.00	57	13	0	70	57	13	0	70	54	12	0	66	54	12	0	54.60000	27.00000	0.00000	-8.00000	-11.40000	2	3	19.20000	-1.20000	0.00000
565	Pennathur	Construction of 97 individual houses in Pennathur Town Panchayat Phase - IV in Vellore District (7C380340203542) (Not Available)	24/07/2017	145.50	91	6	0	97	91	6	0	97	86	5	0	91	86	5	0	118.80000	7.20000	0.00000	-43.20000	-3.60000	2	2	27.60000	2.40000	0.00000
566	Pennathur	Construction of 16 individual houses in Pennathur TP (7C3803752043435) (Not Available)	18/11/2022	24.00	12	4	0	16	12	4	0	16	12	4	0	16	12	4	0	7.20000	2.40000	0.00000	0.00000	0.00000	2	1	7.20000	2.40000	0.00000
567	Pennathur	construction of 23 houses at Pennathur (7C3803752002239) (Not Available)	25/01/2016	34.50	15	8	0	23	15	8	0	23	15	8	0	23	15	8	0	11.16119	2.62518	0.01361	6.83880	6.97480	2	2	0.00001	0.00002	-0.00001
568	Pennathur	Construction of 3 individual Houses in Pennathur Town Panchayat (7C3803752034209) (Not Available)	23/03/2022	4.50	2	1	0	3	2	0	0	2	2	0	0	2	0	0	1.20000	0.60000	0.00000	0.00000	0.00000	0.00000	2	1	1.20000	-0.60000	0.00000
569	Pennalam	CONSTRUCTION OF 31 HOUSES PENLAM TP (7C380362034952) (Not Available)	23/03/2022	31.50	5	16	0	21	5	15	0	20	5	13	0	18	5	13	0	3.00000	9.60000	0.00000	0.00000	0.00000	2	1	3.00000	6.00000	0.00000
570	Pennamallur	Construction of 108 individual houses in Pennamallur TP (7C3803414035827) (Not Available)	27/12/2019	163.00	84	23	1	108	83	23	1	107	78	22	1	101	78	22	1	61.20000	17.40000	0.60000	0.00000	0.00000	2	1	32.40000	9.00000	0.60000
571	Pennarun	Construction of 43 individual houses in Pennarun of thanjavur district (7C3803713041508) (Not Available)	29/08/2019	64.50	41	2	0	43	41	2	0	43	41	2	0	43	41	2	0	24.60000	1.20000	0.00000	0.00000	0.00000	2	1	24.60000	1.20000	0.00000
572	Pennarun	Construction of 9 individual houses in Pennarun Phase IV at Thanjavur district (7C3803713041507) (Not Available)	30/01/2019	13.50	4	5	0	9	4	5	0	9	4	5	0	9	4	5	0	3.00000	0.60000	0.00000	3.00000	0.60000	2	2	-1.20000	4.80000	0.00000
573	Pennyakodive	Construction of house 11 in Pennyakodive town Panchayat in Erode District - TP (7C3803519035807) (Not Available)	22/11/2016	16.50	1	10	0	11	1	10	0	11	1	10	0	11	1	10	0	0.60000	6.00000	0.00000	-6.60000	4.80000	2	3	7.20000	1.20000	0.00000
574	Pennyakodive	Construction of 16 individual Houses in Pennyakodive Town Panchayat - TP (7C3803519035108) (Not Available)	23/03/2022	24.00	13	3	0	16	13	3	0	16	9	2	0	11	9	2	0	7.80000	1.20000	0.00000	0.00000	0.00000	2	1	3.00000	1.20000	0.00000
575	Pennyakodive	Construction of 55 individual houses in Pennyakodive Town Panchayat Phase II - TP (7C3803519037469) (Not Available)	18/01/2017	82.50	32	23	0	55	31	20	0	51	31	20	0	51	31	20	0	37.20000	33.00000	0.00000	-1.20000	-10.20000	2	3	1.20000	1.20000	0.00000
576	Pennyakulam	Construction of 112 individual houses in Pennyakulam Ph V (7C3803767033611) (Not Available)	23/03/2022	168.00	83	29	0	112	83	29	0	112	83	28	0	111	83	28	0	49.80000	17.40000	0.00000	-48.80000	16.20000	2	2	0.00000	0.00000	0.00000
577	Pennyakulam	Construction of 3 individual houses in Pennyakulam Town Panchayat (7C3803972037390) (Not Available)	23/03/2022	4.50	2	1	0	3	2	1	0	3	2	1	0	3	2	1	0	1.20000	0.60000	0.00000	0.00000	0.00000	2	1	1.20000	0.60000	0.00000

Done  
Done











642	Sambhar Vadaipalli	Construction of 17 individual houses in Sambharvadaipalli town panchayat Phase - IV in Tirunelveli District (TC380384403388) (Not Available)	29/05/2017	25.50	13	4	0	17	12	4	0	16	12	4	0	0	0	0	0	0	-313,80000	2,40000	0.00000	378,20000	2,40000	0.00000	2	0.00000	0.00000		
643	Sambaramanallur	Construction of 5 individual houses in Sangramanallur town panchayat - TP (TC3804034035056) (Not Available)	23/03/2022	7.50	3	2	0	5	3	2	0	5	2	0	0	2	0	1	2	0	1,80000	1,20000	0.00000	0.00000	0.00000	0.00000	2	1	0.60000	-1,20000	0.00000
644	Sankarapuram	Construction of 7 houses in Sankarapuram town panchayat (TC3803437034934) (Not Available)	23/03/2022	10.50	5	2	0	7	5	2	0	7	3	1	0	4	3	1	0	2	3,00000	1,20000	0.00000	0.00000	0.00000	2	1	0.60000	0.00000	0.00000	
645	Sankari	Construction of 14 individual houses in Sankari town panchayat Phase III (TC3803461002082) (Not Available)	24/04/2017	21.00	9	5	0	14	9	5	0	14	9	5	0	14	9	5	0	0	5,40000	3,60000	0.00000	5,40000	-7,20000	0.00000	2	2	0.00000	9,60000	0.00000
646	Sankarnagar	Construction of 12 house in Sankarnagar town panchayat (TC3803858035256) (Not Available)	23/03/2022	18.00	4	8	0	12	4	8	0	12	3	7	0	10	3	7	0	1	2,40000	4,80000	0.00000	0.00000	0.00000	2	1	1.20000	3,60000	0.00000	
647	Sankarnagar	Construction of 26 individual houses in Sankarnagar town panchayat Phase-II in Tirunelveli District (TC3803858034419) (Not Available)	29/05/2017	39.00	11	15	0	26	11	15	0	26	11	14	0	25	11	14	0	1	6,60000	8,40000	0.00000	6,60000	7,80000	0.00000	2	2	0.00000	0.60000	0.00000
648	Sankarnagar	Construction of 5 house in Sankarnagar town panchayat (TC3803858035256) (Not Available)	23/03/2022	7.50	1	4	0	5	1	4	0	5	1	3	0	4	1	3	0	0	0.60000	2,40000	0.00000	0.00000	0.00000	2	1	0.60000	1,20000	0.00000	
649	Saracanaiah ulam	Construction of 1 individual houses in Saracanaiah ulam town panchayat (TC3803974033605) (Not Available)	23/03/2022	1.50	1	0	0	1	1	0	0	1	1	0	0	1	0	0	0	0	0.60000	0.00000	0.00000	0.00000	0.00000	2	1	0.60000	0.00000	0.00000	
650	Sarhanakulam	Construction of 12 houses in Sarhanakulam town panchayat (TC3803855034942) (Not Available)	23/03/2022	18.00	11	1	0	12	11	1	0	12	9	1	0	10	9	1	0	2	6,60000	0.60000	0.00000	0.00000	0.00000	2	1	4.20000	0.60000	0.00000	
651	Sarhanakulam	Construction of 12 houses in Sarhanakulam town panchayat (TC3803855034940) (Not Available)	23/03/2022	18.00	11	1	0	12	11	1	0	12	7	0	7	7	0	0	4	1	6,60000	0.60000	0.00000	0.00000	0.00000	2	1	1.80000	-0.60000	0.00000	
652	Sarhanakulam	Construction of 46 houses in Sarhanakulam town panchayat (TC3803855034939) (Not Available)	23/03/2022	69.00	42	4	0	46	42	4	0	46	29	4	0	33	29	4	0	13	25,20000	2,40000	0.00000	0.00000	0.00000	2	1	9.60000	2,40000	0.00000	
653	Sarhanakulam	Construction of 89 house in Sarhanakulam town panchayat Phase -II in Thoothukudi (TC3803853037428) (Not Available)	29/05/2017	133.50	70	19	0	89	68	19	0	87	67	19	0	86	67	19	0	1	40,80000	11,40000	0.00000	0.00000	0.00000	2	1	39.60000	11,40000	0.00000	
654	Sarhanakudi	Construction of 18 individual houses in Sarhanakudi town panchayat - TP (TC3803809034064) (Not Available)	23/03/2022	27.00	15	3	0	18	15	3	0	18	15	3	0	18	15	3	0	0	9,00000	1,80000	0.00000	0.00000	0.00000	2	1	9.00000	1,80000	0.00000	
655	Sarhanakudi	Construction of 25 House in Sarhanakudi town panchayat - TP (TC3803809034399) (Not Available)	18/01/2017	37.50	22	3	0	25	22	3	0	25	22	3	0	25	22	3	0	0	15,00000	1,80000	0.00000	4,20000	-0.60000	2	3	7.20000	2,40000	0.00000	
656	Sarhanakudi	Construction of 26 individual houses in Sarhanakudi town panchayat Phase IV (TC380380902966) (Not Available)	24/04/2017	39.00	16	10	0	26	16	10	0	26	16	10	0	26	16	10	0	0	9,60000	3,60000	0.00000	9,60000	6,60000	0.00000	2	2	0.00000	1,80000	0.00000
657	Sarhanakudi	Construction of 53 house in Sarhanakudi town panchayat - TP (TC3803809037261) (Not Available)	22/11/2016	79.50	46	7	0	53	46	7	0	53	46	7	0	53	46	7	0	0	24,60000	9,00000	0.00000	24,60000	0.60000	2	2	6.00000	-1,20000	0.00000	
658	Sarhanuram	Construction of 10 New House in Sarhanuram town panchayat (TC3803822035026) (Not Available)	23/03/2022	15.00	9	1	0	10	9	1	0	10	8	1	0	9	8	1	0	0	5,40000	0.60000	0.00000	0.00000	0.00000	2	1	4.20000	0.60000	0.00000	
659	Sarhanuram	Construction of 79 New House in Sarhanuram town panchayat (TC3803822035021) (Not Available)	23/03/2022	118.50	67	12	0	79	67	12	0	79	57	12	0	69	57	12	0	10	40,20000	7,20000	0.00000	0.00000	0.00000	2	1	28.20000	7,20000	0.00000	
660	Sarhanuram	Construction of 12 individual houses in Sarhanuram town panchayat (TC3803491035186) (Not Available)	23/03/2022	18.00	5	7	0	12	5	7	0	12	5	7	0	12	5	7	0	0	3,00000	4,20000	0.00000	0.00000	0.00000	2	1	3.00000	4,20000	0.00000	
661	Sarhanuram	Construction of 20 individual houses in Sarhanuram town panchayat - TP (TC3803788034360) (Not Available)	23/03/2022	30.00	17	3	0	20	17	3	0	20	12	2	0	14	12	2	0	5	9,60000	1,80000	0.00000	0.00000	0.00000	2	1	4.80000	0.60000	0.00000	
662	Sarhanuram	Construction of 48 individual houses in Sarhanuram town panchayat - TP (TC3803788034359) (Not Available)	23/03/2022	72.00	39	9	0	48	39	9	0	48	31	7	0	38	31	7	0	8	23,40000	5,40000	0.00000	0.00000	0.00000	2	1	13.80000	3,00000	0.00000	

See See

663	Senthambalam	Construction of 30 houses in Senthambalam Town Panchayat in Namakkal District (TC380349603941) (Not Available)	22/11/2016	45,000	18	12	0	30	17	12	0	29	16	12	0	28	16	12	0	1	0	0	0	10,20,000	7,20,000	0.00000	-12,00,000	4,80,000	0.00000	0.00000	2	3	21,00,000	2,40,000	0.00000
664	Senthambalam	Construction of 96 individual houses in Senthambalam Town Panchayat in Namakkal District (TC380349603556) (Not Available)	23/03/2022	144,000	50	46	0	96	50	46	0	96	23	18	0	41	23	18	0	27	28	0	0	30,00,000	27,60,000	0.00000	0.00000	0.00000	0.00000	2	1	-2,40,000	-6,00,000	0.00000	
665	Senthambaram	Construction of 14 houses in Senthambaram Town Panchayat (TC3803480057435) (Not Available)	23/03/2022	21,000	10	4	0	14	9	4	0	13	9	4	0	9	4	0	0	0	0	0	0	6,60,000	2,40,000	0.00000	0.00000	0.00000	0.00000	2	1	4,20,000	2,40,000	0.00000	
666	Senthambaram	Construction of 88 houses in Senthambaram Town Panchayat in Salem District TP (TC3803480034751) (Not Available)	22/11/2016	132,000	27	61	0	88	27	61	0	88	26	61	0	87	26	61	0	1	0	0	0	16,20,000	36,60,000	0.00000	-28,20,000	-30,60,000	0.00000	2	3	43,20,000	67,20,000	0.00000	
667	Senthambaram	Construction of 21 houses in Senthambaram town panchayat in cuddalore district -TP (TC38036561037251) (Not Available)	22/11/2016	31,500	15	6	0	21	15	6	0	21	15	6	0	15	6	0	0	0	0	0	0	9,00,000	3,60,000	0.00000	-6,00,000	1,80,000	0.00000	2	3	15,00,000	1,80,000	0.00000	
668	Senthambaram	Construction of 16 houses in Senthambaram Town Panchayat (TC38036561037251) (Not Available)	23/03/2022	24,000	15	1	0	16	15	1	0	16	10	1	0	11	10	1	0	5	0	0	0	9,00,000	0,60,000	0.00000	0.00000	0.00000	0.00000	2	1	3,00,000	0,60,000	0.00000	
669	Sengampattinam	Construction of 10 individual houses in Sengampattinam Town Panchayat (TC3803596033709) (Not Available)	23/03/2022	15,000	6	4	0	10	6	4	0	10	5	3	0	8	5	3	0	1	1	0	0	3,60,000	2,40,000	0.00000	0.00000	0.00000	0.00000	2	1	2,40,000	1,20,000	0.00000	
670	Sengampattinam	Construction of 23 individual houses in Sengampattinam Town Panchayat Ph IV (TC3803596033711) (Not Available)	23/03/2022	34,500	18	5	0	23	17	6	0	23	15	3	0	18	15	3	0	2	3	0	0	10,20,000	3,00,000	0.00000	0.00000	0.00000	0.00000	2	1	7,80,000	0,60,000	0.00000	
671	Selambanadai	Construction of 10 individual houses in Selambanadai TP (TC380374903446) (Not Available)	18/11/2022	15,000	9	1	0	10	9	1	0	10	8	1	0	9	8	1	0	1	0	0	0	3,60,000	0,00,000	0.00000	0.00000	0.00000	0.00000	2	1	6,00,000	1,20,000	0.00000	
672	Selambanadai	Construction of 13 individual houses in Selambanadai Town Panchayat (TC380374903437) (Not Available)	23/03/2022	19,500	11	2	0	13	11	2	0	13	7	2	0	9	7	2	0	4	0	0	0	6,60,000	1,20,000	0.00000	0.00000	0.00000	0.00000	2	1	1,80,000	1,20,000	0.00000	
673	Selambanadai	Construction of 30 individual houses in Selambanadai Town Panchayat Ph VIII (TC380374903422) (Not Available)	23/03/2022	45,000	26	4	0	30	26	4	0	30	19	3	0	22	19	3	0	7	1	0	0	15,60,000	2,40,000	0.00000	0.00000	0.00000	0.00000	2	1	7,20,000	1,20,000	0.00000	
674	Selambanadai	Construction of 5 individual houses in Selambanadai town Panchayat Ph II (TC380374903429) (Not Available)	23/03/2022	7,500	4	1	0	5	4	1	0	5	4	1	0	5	4	1	0	0	0	0	0	2,40,000	0,60,000	0.00000	0.00000	0.00000	0.00000	2	1	2,40,000	0,60,000	0.00000	
675	Selambur	Construction of 110 individual houses in Selambur Town Panchayat Ph VI (TC3803562033832) (Not Available)	23/03/2022	165,000	9	7	94	110	7	8	94	109	4	2	3	9	4	2	3	3	6	91	0	4,20,000	4,20,000	0.00000	0.00000	0.00000	0.00000	2	1	1,20,000	-1,80,000	-49,80,000	
676	Selambur	Construction of 45 individual houses in Selambur Town Panchayat Ph VI (TC3803562033833) (Not Available)	23/03/2022	67,500	1	9	35	45	1	8	31	40	0	5	3	8	0	5	3	1	3	28	0	4,80,000	4,80,000	0.00000	0.00000	0.00000	0.00000	2	1	-0,60,000	1,20,000	-13,20,000	
677	Selambur	Construction of 73 houses in Selambur TP Ph IV (TC380356203790) (Not Available)	22/02/2021	109,500	14	24	35	73	14	16	35	65	11	12	12	35	11	12	12	3	4	23	0	6,60,000	6,00,000	0.00000	0.00000	0.00000	0.00000	2	1	6,60,000	8,40,000	1,20,000	
678	Selampattinam	Construction of 13 individual houses in Selampattinam Town Panchayat - TP (TC380376034572) (Not Available)	23/03/2022	19,500	10	3	0	13	10	3	0	13	7	2	0	9	7	2	0	3	1	0	0	6,00,000	1,80,000	0.00000	0.00000	0.00000	0.00000	2	1	2,40,000	0,60,000	0.00000	
679	Selampattinam	Construction of 10 individual houses in Selampattinam Town Panchayat Ph IV (Not Available)	23/03/2022	22,500	13	2	0	15	13	2	0	15	7	2	0	9	7	2	0	6	0	0	0	7,80,000	1,20,000	0.00000	0.00000	0.00000	0.00000	2	1	0,60,000	1,20,000	0.00000	
680	Selampattinam	Construction of 10 individual houses in Selampattinam TP Ph IV (TC3803591023095) (Not Available)	20/01/2021	15,000	3	7	0	10	3	7	0	10	3	7	0	10	3	7	0	0	0	0	0	1,80,000	4,20,000	0.00000	0.00000	0.00000	0.00000	2	1	1,80,000	4,20,000	0.00000	
681	Selampattinam	Construction of 10 individual houses in Selampattinam Town Panchayat Ph VII (TC3803591033374) (Not Available)	23/03/2022	15,000	3	7	0	10	3	7	0	10	2	6	0	8	2	6	0	1	1	0	0	1,80,000	4,20,000	0.00000	0.00000	0.00000	0.00000	2	1	0,60,000	3,00,000	0.00000	
682	Selampattinam	Construction of 133 individual houses in Selampattinam Town Panchayat Ph VIII (TC3803591033717) (Not Available)	23/03/2022	199,500	42	91	0	133	42	91	0	133	23	69	0	92	23	69	0	19	22	0	0	25,20,000	53,40,000	0.00000	0.00000	0.00000	0.00000	2	1	2,40,000	29,40,000	0.00000	
683	Selampattinam	Construction of 10 New house in Selampattinam Town Panchayat (TC38035836034950) (Not Available)	23/03/2022	15,000	3	7	0	10	2	6	0	8	1	6	0	7	1	6	0	1	0	0	0	1,20,000	3,60,000	0.00000	0.00000	0.00000	0.00000	2	1	0,00,000	3,60,000	0.00000	

for for











748	Thiruvallur mpilayam	Construction of 5 individual houses in Thiruvallurmpilayam Town Panchayat (TC380399903617) (Not Available)	23/03/2022	750	1	4	0	5	1	4	0	5	0	2	0	2	0	1	2	0	0.60000	2.40000	0.00000	0.00000	0.00000	0.00000	2	1	-0.60000	0.00000	0.00000
749	Thiruvallur am	Construction of 177 individual houses for Non sum urban poor families in all wards of Thiruvallur Municipality (TC380373022206) (Not Available)	22/11/2016	265.50	171	6	0	177	169	6	0	175	169	6	0	175	169	6	0	0	101.40000	3.60000	0.00000	13.80000	-13.80000	0.00000	2	3	87.60000	17.40000	0.00000
750	Thiruvallur am	Construction of 21 individual houses in Thiruvallur Town Panchayat Phase II (TC380336037587) (Not Available)	18/01/2017	106.50	30	41	0	71	29	41	0	70	28	40	0	68	28	40	0	1	33.00000	66.60000	0.00000	-3.00000	-22.20000	0.00000	2	3	3.60000	3.60000	0.00000
751	Thiruvallur am	Construction of 86 individual houses in Thiruvallur Town Panchayat (TC380336034884) (Not Available)	23/03/2022	129.00	51	35	0	86	51	35	0	86	47	31	0	78	47	31	0	4	30.60000	21.00000	0.00000	0.00000	0.00000	2	1	25.80000	16.20000	0.00000	
752	Thiruvallur am	CONSTRUCTION OF 14 HOUSES THIRUVALLUR TOWN PANCHAYAT (TC380396033773) (Not Available)	23/03/2022	21.00	3	11	0	14	3	11	0	14	2	7	0	9	2	7	0	1	1.80000	6.60000	0.00000	0.00000	0.00000	2	1	0.60000	1.80000	0.00000	
753	Thiruvallur am	Construction of 74 house in Thiruvallur Town Panchayat (TC380335035660) (Not Available)	22/11/2016	111.00	17	57	0	74	17	57	0	74	17	57	0	74	17	57	0	0	9.00000	87.00000	0.00000	11.40000	-21.00000	0.00000	2	3	0.00000	2.40000	0.00000
754	Thiruvallur am	CONSTRUCTION 11 HOUSES THIRUPANANDAL TOWN PANCHAYAT (TC380390033719) (Not Available)	23/03/2022	16.50	7	4	0	11	7	4	0	11	7	3	0	10	7	3	0	1	4.20000	2.40000	0.00000	0.00000	0.00000	2	1	4.20000	1.20000	0.00000	
755	Thiruvallur am	CONSTRUCTION 19 HOUSES THIRUVANAM TP THANJAVUR DISTRICT (TC380396039057) (Not Available)	22/11/2016	28.50	12	7	0	19	12	7	0	19	12	7	0	19	12	7	0	0	14.40000	7.80000	0.60000	0.00000	0.60000	2	3	0.00000	0.00000	0.00000	
756	Thiruvallur am	CONSTRUCTION 20 HOUSES THIRUVANAM TOWN PANCHAYAT (TC380396033811) (Not Available)	23/03/2022	30.00	17	3	0	20	17	3	0	20	17	3	0	20	17	3	0	0	10.20000	1.80000	0.00000	0.00000	0.00000	2	1	10.20000	1.80000	0.00000	
757	Thiruvallur am	Construction of 8 individual houses in Thiruvallur Town Panchayat -TP I (TC380373034616) (Not Available)	23/03/2022	13.50	4	5	0	9	4	5	0	9	3	2	0	5	3	2	0	1	2.40000	1.80000	0.00000	0.00000	0.00000	2	1	1.20000	0.60000	0.00000	
758	Thiruvallur am	Construction of 87 house in Thiruvallur Town Panchayat -TP I (TC380373037253) (Not Available)	22/11/2016	130.50	73	14	0	87	72	13	0	85	56	12	0	68	56	12	0	16	35.40000	8.40000	0.00000	12.60000	6.60000	2	3	13.20000	-0.60000	0.00000	
759	Thiruvallur am	construction of 139 individual houses at Thiruvallur Municipal Municipality in Thiruvallur District (TC38038803137) (Not Available)	29/06/2019	208.50	65	74	0	139	65	74	0	139	65	74	0	139	65	74	0	0	39.00000	45.00000	0.00000	0.00000	0.00000	2	1	39.00000	43.90000	0.00000	
760	Thiruvallur am	CONSTRUCTION OF 50 HOUSES THIRUVANAM TOWN PANCHAYAT (TC380374030693) (Not Available)	23/03/2022	75.00	28	22	0	50	28	22	0	50	20	9	0	29	20	9	0	8	16.80000	13.20000	0.00000	0.00000	0.00000	2	1	7.20000	-2.40000	0.00000	
761	Thiruvallur am	RE construction of 72 individual houses for Non sum urban poor families in Thiruvallur Municipality Phase IV (TC38035202882) (Not Available)	29/06/2018	108.00	24	48	0	72	24	48	0	72	23	48	0	71	23	48	0	1	14.40000	28.80000	0.00000	0.00000	0.00000	2	1	13.20000	28.90000	0.00000	
762	Thiruvallur am	Construction of 28 individual houses in Thiruvallur Town Panchayat (TC380389036157) (Not Available)	23/03/2022	42.00	27	1	0	28	27	1	0	28	27	1	0	28	27	1	0	0	19.80000	0.60000	0.00000	0.00000	0.00000	2	1	12.60000	0.60000	-0.60000	
763	Thiruvallur am	Construction of 7 New house in Thiruvallur Town Panchayat (TC3803840034897) (Not Available)	23/03/2022	10.50	3	4	0	7	3	4	0	7	2	3	0	5	2	3	0	1	1.80000	2.40000	0.00000	0.00000	0.00000	2	1	0.60000	1.20000	0.00000	
764	Thiruvallur am	CONSTRUCTION OF 18 INDIVIDUAL HOUSES IN THIRUVALLUR TOWN PANCHAYAT (TC380384002720) (Not Available)	24/04/2017	27.00	9	9	0	18	10	8	0	18	10	8	0	18	10	8	0	0	6.00000	5.40000	0.00000	4.80000	-0.60000	2	2	1.20000	4.80000	0.00000	
765	Thiruvallur am	Construction of 28 house in Thiruvallur Town Panchayat (TC3803840034890) (Not Available)	23/03/2022	42.00	8	20	0	28	8	20	0	28	7	17	0	24	7	17	0	1	4.80000	12.00000	0.00000	0.00000	0.00000	2	1	3.60000	8.40000	0.00000	
766	Thiruvallur am	Construction of 65 individual houses in Thiruvallur Town Panchayat Phase -IV (TC3803840034217) (Not Available)	29/09/2017	97.50	38	27	0	65	34	24	0	58	34	24	0	58	34	24	0	0	-167.40000	27.00000	0.00000	199.80000	0.60000	2	2	8.40000	1.20000	0.00000	
767	Thiruvallur am	Construction of 72 Houses in Villupuram District - TP I (TC380348035338) (Not Available)	22/11/2016	108.00	19	53	0	72	18	52	0	70	18	50	0	68	18	50	0	2	10.80000	31.20000	0.00000	-2.40000	28.20000	0.00000	2	3	13.20000	0.60000	0.00000

Asst  
Asst



768	Thiruvananthapuram	Construction of 98 houses in Thiruvananthapuram Ph VIII (Not Available) (7C3B0348049596) (Not Available)	23/03/2022	148.50	49	50	0	99	49	50	0	99	39	32	0	71	39	32	0	10	18	0	29.40000	30.00000	0.00000	0.00000	0.00000	0.00000	2	1	17.40000	8.40000	0.00000
769	Thiruvananthapuram	CONSTRUCTION 78 HOUSES THIRUVIDAMKUDUR TP (Not Available) (7C3B0369036059) (Not Available)	25/01/2016	117.00	49	29	0	78	49	29	0	78	49	29	0	78	49	29	0	0	0	0	46.89362	4.48599	0.22038	16.70640	25.51400	-0.22040	2	2	-4.80002	4.80001	0.00002
770	Thiruvananthapuram	CONSTRUCTION 8 HOUSES THIRUVIDAMKUDUR TP (Not Available) (7C3B0369036121) (Not Available)	23/03/2022	12.00	7	1	0	8	7	1	0	8	7	1	0	8	7	1	0	0	0	0	4.20000	0.60000	0.00000	0.00000	0.00000	0.00000	2	1	4.20000	0.60000	0.00000
771	Thiruvananthapuram	Construction of 26 individual houses in Thiruvananthapuram TP (7C3B039030050969) (Not Available)	23/03/2022	39.00	19	7	0	26	19	7	0	26	19	7	0	26	19	7	0	0	0	0	13.20000	4.20000	0.00000	0.00000	0.00000	0.00000	2	1	9.60000	4.20000	0.00000
772	Thiruvananthapuram	Construction of 237 New house in Thiruvananthapuram Town Panchayat (7C3B03879035035) (Not Available)	23/03/2022	355.50	214	23	0	237	214	23	0	237	153	13	0	166	153	13	0	61	10	0	128.40000	11.80000	0.00000	0.00000	0.00000	0.00000	2	1	55.20000	1.80000	0.00000
773	Thiruvananthapuram	Construction of 15 individual houses in Thiruvananthapuram Town Panchayat (7C3B03980365644) (Not Available)	18/01/2017	22.50	13	2	0	15	13	2	0	15	13	2	0	15	13	2	0	0	0	0	12.00000	6.00000	0.00000	3.60000	-3.60000	0.00000	2	3	0.00000	0.00000	0.00000
774	Thiruvananthapuram	Construction of 18 individual houses in Thiruvananthapuram Town Panchayat (7C3B0398036794) (Not Available)	23/03/2022	27.00	6	12	0	18	6	12	0	18	2	4	0	6	2	4	0	4	8	0	3.60000	7.20000	0.00000	0.00000	0.00000	0.00000	2	1	-1.20000	-2.40000	0.00000
775	Thiruvananthapuram	Construction of 13 individual houses in Thiruvananthapuram Town Panchayat (7C3B0398036425) (Not Available)	23/03/2022	19.50	5	8	0	13	5	8	0	13	4	6	0	10	4	6	0	1	2	0	3.00000	4.80000	0.00000	0.00000	0.00000	0.00000	2	1	1.80000	2.40000	0.00000
776	Thiruvananthapuram	Construction of 10 houses in Thiruvananthapuram Ph VI (7C3B0364034899) (Not Available)	23/03/2022	15.00	10	0	0	10	10	0	0	10	9	0	0	9	9	0	0	1	0	0	6.00000	0.00000	0.00000	0.00000	0.00000	0.00000	2	1	4.80000	0.00000	0.00000
777	Thiruvananthapuram	Construction of 55 houses in Thiruvananthapuram Town Panchayat in Cuddalore District - TP (7C3B0364037268) (Not Available)	22/11/2016	82.50	44	11	0	55	44	11	0	55	44	11	0	55	44	11	0	0	0	0	26.40000	6.60000	0.00000	6.60000	-0.60000	0.00000	2	3	19.80000	7.20000	0.00000
778	Thiruvananthapuram	Thottam Town Panchayat Ph IV 31 Individual houses (7C3B0361703550) (Not Available)	23/03/2022	46.50	19	12	0	31	19	12	0	31	13	8	0	21	13	8	0	6	4	0	11.40000	7.20000	0.00000	0.00000	0.00000	0.00000	2	1	4.20000	2.40000	0.00000
779	Thiruvananthapuram	Construction of 150 individual houses in Thiruvananthapuram Municipality phase IV in tricity (7C3B03650400959) (Not Available)	14/09/2022	225.00	76	74	0	150	76	73	0	149	74	73	0	147	74	73	0	2	0	0	45.60000	40.20000	0.00000	44.40000	43.80000	0.00000	2	2	-1.20000	3.60000	0.00000
780	Thiruvananthapuram	Construction of 10 individual houses in Thiruvananthapuram (7C3B039402021) (Not Available)	27/12/2019	15.00	6	4	0	10	6	4	0	10	6	4	0	10	6	4	0	0	0	0	3.60000	2.40000	0.00000	0.00000	0.00000	0.00000	2	1	3.60000	2.40000	0.00000
781	Thiruvananthapuram	Construction of 100 house in Thiruvananthapuram Town panchayat (7C3B0394037607) (Not Available)	22/11/2016	150.00	54	45	1	100	54	45	1	100	54	43	1	98	54	43	1	0	2	0	36.00000	28.20000	5.40000	25.20000	24.60000	-4.20000	2	3	3.60000	-1.20000	0.00000
782	Thiruvananthapuram	Construction of 77 individual houses in Thiruvananthapuram town panchayat phase - II in vellore district (7C3B0358035546) (Not Available)	24/07/2017	115.50	43	34	0	77	41	34	0	75	40	34	0	74	40	34	0	1	0	0	52.80000	31.00000	1.20000	-6.00000	6.60000	-1.20000	2	2	1.20000	1.20000	0.00000
783	Thiruvananthapuram	Construction of 347 Individual Houses in Thiruvananthapuram Town Panchayat Phase IV in Thiruvananthapuram District (7C3B0383037968) (Not Available)	29/05/2017	520.50	243	104	0	347	243	104	0	347	223	96	0	319	223	96	0	20	8	0	142.20000	62.40000	0.00000	132.60000	55.80000	0.00000	2	2	-7.20000	-3.00000	0.00000
784	Thiruvananthapuram	Construction of 173 individual houses in tricity prornal zone phase II (7C3B03831054843) (Not Available)	23/11/2021	259.50	98	75	0	173	97	75	0	172	97	75	0	172	97	75	0	0	0	0	58.20000	45.60000	0.00000	58.20000	45.00000	0.00000	2	2	0.00000	-0.60000	0.00000
785	Thiruvananthapuram	Construction of 23 house in Thiruvananthapuram Town Panchayat - TP (7C3B0377037256) (Not Available)	22/11/2016	34.50	21	2	0	23	21	2	0	23	21	2	0	23	21	2	0	0	0	0	12.60000	1.20000	0.00000	-3.00000	-0.60000	0.00000	2	3	15.60000	1.80000	0.00000
786	Thiruvananthapuram	Construction of 17 individual houses in Non Slum Urban floor families in Thiruvananthapuram North phase XIII (7C3B0402054808) (Not Available)	14/09/2022	25.50	9	8	0	17	9	8	0	17	9	8	0	17	9	8	0	0	0	0	5.40000	5.40000	0.00000	0.00000	0.00000	0.00000	2	1	5.40000	4.20000	0.00000
787	Thiruvananthapuram	Construction of 20 individual houses in Thiruvananthapuram Corporation Phase XII (7C3B040203445) (Not Available)	23/03/2022	30.00	10	10	0	20	10	10	0	20	10	10	0	20	10	10	0	0	0	0	6.00000	6.00000	0.00000	0.00000	0.00000	0.00000	2	1	6.00000	6.00000	0.00000
788	Thiruvananthapuram	Construction of 211 individual houses in Zone V town in Thiruvananthapuram Corporation and Thiruvananthapuram District (7C3B0402054814) (Not Available)	25/09/2019	316.50	165	46	0	211	165	46	0	211	165	46	0	211	165	46	0	0	0	0	123.60000	31.60000	0.00000	0.00000	0.00000	0.00000	2	1	74.40000	21.60000	0.00000

*Handwritten signature*





810	Uthiramerur	Construction of 17 houses in Uthiramerur Town Panchayat in Krishnagiri District (TC3803959055380) (Not Available)	23/03/2022	25.50	9	8	0	17	9	8	0	17	9	9	6	0	0	2	0	5,40,000	6,00,000	0.00000	0.00000	0.00000	0.00000	0.00000	0.00000	2	1	4,80,000	1,20,000	0.00000
811	Uthiramerur	Construction of 425 house in Uthiramerur Town Panchayat in Kanchipuram District (TC380336807594) (Not Available)	22/11/2016	637.50	286	137	2	425	283	137	2	422	283	137	1	421	283	137	1	2,40,60,000	181,60,000	0.00000	90,60,000	-21,00,000	2,40,000	2	3	8,40,000	3,60,000	-1,20,000		
812	Uthukkottai	Construction of 15 House in Uthukkottai Town Panchayat Phase III (TC3803318002727) (Not Available)	24/04/2017	22.50	10	5	0	15	10	5	0	15	10	5	0	15	10	5	0	6,00,000	3,00,000	0.00000	6,00,000	0.00000	0.00000	2	2	0.00000	2,40,000	0.00000		
813	Uthukkottai	Construction of 20 individual houses in Uthukkottai Town Panchayat. (TC3803318034886) (Not Available)	23/03/2022	30.00	16	4	0	20	16	4	0	20	8	4	0	12	8	4	0	9,60,000	2,40,000	0.00000	0.00000	0.00000	0.00000	2	1	0.00000	2,40,000	0.00000		
814	Uthukkottai	Construction of 19 individual houses in Uthukkottai Town Panchayat Ph.VII - TP (TC3804029057817) (Not Available)	23/03/2022	28.50	15	4	0	19	15	4	0	19	15	4	0	19	15	4	0	12,00,000	2,40,000	0.00000	0.00000	0.00000	0.00000	2	1	6,00,000	2,40,000	0.00000		
815	V. Pudur	Construction of 33 New Houses in V.Pudur Town Panchayat (TC3803819035099) (Not Available)	23/03/2022	49.50	27	6	0	33	27	6	0	33	27	6	0	33	27	6	0	16,20,000	3,60,000	0.00000	0.00000	0.00000	0.00000	2	1	16,20,000	3,60,000	0.00000		
816	V. Pudur	Construction of 123 houses in Pudur v Town Panchayat Phase II in Theerthnudi Dt. (TC3803819037425) (Not Available)	28/05/2017	184.50	111	12	0	123	111	12	0	123	111	12	0	123	111	12	0	66,60,000	7,20,000	0.00000	0.00000	0.00000	0.00000	2	1	66,60,000	7,20,000	0.00000		
817	V. Pudur	Construction of 5 New House in V. Pudur Town Panchayat Ph.V (TC3803819035111) (Not Available)	23/03/2022	7.50	5	0	0	5	5	0	0	5	5	0	0	5	5	0	0	3,00,000	0.00000	0.00000	0.00000	0.00000	0.00000	2	1	3,00,000	0.00000	0.00000		
818	V. Pudur	Construction of 5 New House in V.Pudur Town Panchayat Ph.V (TC3803819035105) (Not Available)	23/03/2022	7.50	5	0	0	5	5	0	0	5	5	0	0	5	5	0	0	3,00,000	0.00000	0.00000	0.00000	0.00000	0.00000	2	1	3,00,000	0.00000	0.00000		
819	V.Pudupattai	Construction of 13 individual houses in M.Pudupattai Town Panchayat Ph.V (TC38037930344) (Not Available)	23/03/2022	19.50	5	8	0	13	5	8	0	13	2	8	0	10	2	8	0	3,00,000	4,80,000	0.00000	0.00000	0.00000	0.00000	2	1	-0,60,000	4,80,000	0.00000		
820	Vadakkani	Construction of 15 house in Vadakkani Keerthipada Town Panchayat (TC380385303508) (Not Available)	23/03/2022	22.50	10	5	0	15	10	4	0	14	8	2	0	10	8	2	0	6,00,000	2,40,000	0.00000	0.00000	0.00000	0.00000	2	1	3,60,000	0.00000	0.00000		
821	Vadakkani	Construction of 2 house in Vadakkani Keerthipada Town Panchayat (TC3803853035014) (Not Available)	23/03/2022	3.00	2	0	0	2	2	0	0	2	1	0	0	1	0	0	0	1,20,000	0.00000	0.00000	0.00000	0.00000	0.00000	2	1	0.00000	0.00000	0.00000		
822	Vadakkani	Construction of 34 house in Vadakkani Keerthipada Town Panchayat (TC3803853035091) (Not Available)	23/03/2022	51.00	24	10	0	34	24	8	0	32	19	8	0	27	19	8	0	14,40,000	4,80,000	0.00000	0.00000	0.00000	0.00000	2	1	8,40,000	4,80,000	0.00000		
823	Vadakkani	Construction of 88 individual house in Vadakkani Keerthipada Town Panchayat Phase II (TC3803853037344) (Not Available)	29/05/2017	132.00	61	27	0	88	61	27	0	88	60	27	0	87	60	27	0	35,40,000	16,20,000	0.00000	36,00,000	16,20,000	0.00000	2	2	0.60,000	0.00000	0.00000		
824	Vadakkuvil	Construction of 20 New House in Vadaku Valloor Town Panchayat Phase VIII (TC380387035070) (Not Available)	23/03/2022	30.00	15	5	0	20	15	5	0	20	14	5	0	19	14	5	0	9,00,000	3,00,000	0.00000	0.00000	0.00000	0.00000	2	1	7,80,000	3,00,000	0.00000		
825	Vadakkuvil	Construction of 258 New House in Vadaku Valloor Town Panchayat (TC380387035057) (Not Available)	23/03/2022	387.00	206	52	0	258	206	52	0	258	163	41	0	204	163	41	0	124,60,000	31,20,000	0.00000	0.00000	0.00000	0.00000	2	1	72,00,000	18,00,000	0.00000		
826	Vadakkuvil	Construction of 6 New House in Vadaku Valloor Town Panchayat Phase IX (TC380387035063) (Not Available)	23/03/2022	9.00	6	0	0	6	6	0	0	6	5	0	0	5	0	0	0	3,60,000	0.00000	0.00000	0.00000	0.00000	0.00000	2	1	2,40,000	0.00000	0.00000		
827	Vadallur	Construction of 71 Houses in Vadallur Town Panchayat in Cuddalore District - TP (TC3803852035584) (Not Available)	22/11/2016	106.50	43	23	5	71	43	15	2	0	17	0	0	0	0	0	0	9,00,000	1,20,000	0.00000	-24,60,000	-23,40,000	0.00000	2	3	15,60,000	22,20,000	0.00000		
828	Vadamanal	Construction of 10 individual houses in Vadamanal Town Panchayat Ph.VIII (TC380384033728) (Not Available)	23/03/2022	15.00	10	0	0	10	10	0	0	10	7	0	0	7	0	0	0	6,00,000	0.00000	0.00000	0.00000	0.00000	0.00000	2	1	2,40,000	0.00000	0.00000		
829	Vadamanal	Construction of 40 individual houses in Vadamanal Town Panchayat Ph.IX (TC380384033727) (Not Available)	23/03/2022	60.00	26	14	0	40	26	14	0	40	20	8	0	28	20	8	0	15,60,000	8,40,000	0.00000	0.00000	0.00000	0.00000	2	1	8,40,000	1,20,000	0.00000		
830	Vadipatti	Construction of 12 individual Houses in Vadipatti Town Panchayat Ph.VI (TC380374504252) (Not Available)	23/03/2022	18.00	9	3	0	12	9	3	0	12	9	2	0	11	9	2	0	5,40,000	1,80,000	0.00000	0.00000	0.00000	0.00000	2	1	5,40,000	0.00000	0.00000		

*per*

*per*

















19	Annamalai	Construction of 122 individual houses in Anna Nagar and 15 other Schemes in Annamalai TP, Coimbatore District. (336205898600068001) (7C3800040023111)	22/11/2016	258.00	151	21	0	172	140	19	0	159	7	2	0	140	19	0	45.00000	59.40000	0.00000	0.00000	131.40000	-34.20000	0.00000	42.00000	5.70000	0.00000	3	3	0.00000	0.00000	0.00000
20	Annamalai	Construction of 346 individual houses in Annamalai Town Parichay Phase II in Coimbatore Corporation. (336205898600068001) (7C3800040023108)	24/07/2017	519.00	309	37	0	346	291	32	0	323	14	5	0	291	32	0	155.40000	22.20000	0.00000	0.00000	210.60000	22.20000	0.00000	87.00000	9.60000	0.00000	3	3	0.00000	0.00000	0.00000
21	Annamalai	Construction of 75 individual houses in Annamalai Phase 4 in Coimbatore District. (336205898600068001) (7C3800040023109)	28/09/2019	112.50	56	19	0	75	54	16	0	70	2	3	0	54	16	0	33.60000	5.40000	0.00000	0.00000	33.60000	17.40000	0.00000	15.90000	4.80000	0.00000	3	2	0.00000	0.00000	0.00000
22	Ananthpuram	Construction of 9 individual houses in Ananthpuram Phase II in TNJHDB. (336205898600068001) (7C3800040023109)	27/11/2019	13.50	4	5	0	9	4	3	0	7	0	2	0	4	3	0	13.80000	16.20000	0.00000	0.00000	-9.00000	-10.20000	0.00000	0.00000	0.00000	0.00000	3	1	1.20000	0.90000	0.00000
23	Andipatti	Construction of 48 individual houses in Andipatti TP III. (7C3800716023041) (336205898600068001) (336205898600068001)	20/01/2021	72.00	42	6	0	48	40	5	0	45	2	1	0	40	5	0	15.60000	3.60000	0.00000	0.00000	36.00000	3.60000	0.00000	10.80000	1.50000	0.00000	3	2	0.00000	0.00000	0.00000
24	Anguamman	Construction of 18 individual houses in Anguamman TP - TNJHDB. (7C3800933049833) (336205898600068001) (336205898600068001)	07/08/2020	27.00	15	3	0	18	12	3	0	15	3	0	0	12	3	0	11.40000	3.00000	0.00000	0.00000	6.60000	0.60000	0.00000	0.00000	0.00000	3	1	3.60000	0.90000	0.00000	
25	Anguamman	Construction of 10 individual houses in South Anguamman TP II - TNJHDB. (7C3800933049755) (336205898600068001) (336205898600068001)	20/01/2021	15.00	10	0	0	10	9	0	0	9	1	0	0	9	0	0	5.40000	0.00000	0.00000	0.00000	6.60000	0.00000	0.00000	0.00000	0.00000	3	1	2.70000	0.00000	0.00000	
26	Annamalai Nagar	Construction of 21 individual houses in Annamalai Nagar TP - TNJHDB. (336205898600068001) (336205898600068001)	27/11/2019	31.50	13	8	0	21	12	7	0	19	1	1	0	12	7	0	7.80000	6.60000	0.00000	0.00000	7.80000	4.20000	0.00000	3.60000	0.90000	0.00000	3	2	0.00000	0.00000	0.00000
27	Annamalai	Construction of 22 individual houses in Annamalai Phase III. (7C3800716023041) (336205898600068001) (336205898600068001)	20/01/2021	38.00	13	9	0	22	12	7	0	19	1	2	0	12	7	0	7.80000	5.40000	0.00000	0.00000	7.80000	5.40000	0.00000	0.00000	0.00000	3	1	3.60000	2.10000	0.00000	
28	Annamalai	Construction of 35 individual houses in Annamalai at Pudukkottai district. (7C3800716041866) (336205898600068001) (336205898600068001)	30/01/2019	52.50	24	11	0	35	23	8	0	31	1	3	0	23	8	0	8.40000	4.80000	0.00000	0.00000	24.00000	8.40000	0.00000	3.30000	2.40000	0.00000	3	3	0.00000	0.00000	0.00000
29	Annamalai	Construction of 56 individual houses for non slum urban poor families at Annamalai Phase IV. (7C3800716041865) (336205898600068001) (336205898600068001)	25/09/2018	84.00	52	4	0	56	45	4	0	49	7	0	0	45	4	0	23.40000	3.00000	0.00000	0.00000	39.00000	1.80000	0.00000	13.20000	1.20000	0.00000	3	2	0.00000	0.00000	0.00000
30	Anthur	Construction of 14 individual houses in Anthur TP. (7C3800933049798) (336205898600068001) (336205898600068001)	27/11/2019	21.00	8	6	0	14	7	6	0	13	1	0	0	7	6	0	6.60000	8.40000	0.00000	0.00000	3.00000	-1.20000	0.00000	0.00000	0.00000	0.00000	3	1	2.10000	1.80000	0.00000
31	Arathur	Construction of 23 individual houses in Arathur Phase III in Erode District. (7C3800512034144) (336205898600068001) (336205898600068001)	29/09/2019	19.50	9	4	0	13	8	3	0	11	1	1	0	8	3	0	6.00000	3.00000	0.00000	0.00000	4.80000	1.80000	0.00000	0.00000	0.00000	3	1	2.40000	0.90000	0.00000	
32	Appakudi	Construction of 17 individual houses in Appakudi in Erode district. (7C3800516034146) (336205898600068001) (336205898600068001)	29/08/2019	25.50	12	5	0	17	11	4	0	15	1	1	0	11	4	0	9.00000	3.00000	0.00000	0.00000	5.40000	3.00000	0.00000	3.30000	0.90000	0.00000	3	2	0.00000	0.30000	0.00000
33	Appakudi	Construction of 35 individual houses in Appakudi TP. (7C3800516034148) (336205898600068001) (336205898600068001)	29/09/2019	52.50	24	11	0	35	22	9	0	31	2	2	0	22	9	0	17.40000	3.00000	0.00000	0.00000	11.40000	10.20000	0.00000	6.60000	2.70000	0.00000	3	2	0.00000	0.00000	0.00000
34	Arachalur	Construction of 10 individual houses in Arachalur TP. (7C3800551041491) (336205898600068001) (336205898600068001)	25/09/2019	15.00	4	6	0	10	3	6	0	9	1	0	0	3	6	0	1.80000	3.60000	0.00000	0.00000	3.00000	3.60000	0.00000	0.00000	0.00000	3	1	0.90000	1.80000	0.00000	
35	Arachalur	Construction of 49 individual houses in Arachalur TP. (7C3800551014081) (336205898600068001) (336205898600068001)	30/01/2019	73.50	39	10	0	49	38	9	0	47	1	1	0	38	9	0	23.40000	6.00000	0.00000	0.00000	23.40000	6.00000	0.00000	10.50000	2.70000	0.00000	3	2	0.90000	0.00000	0.00000
36	Arakamozhi	Construction of 14 individual houses in Arakamozhi TP II - TNJHDB. (7C3800933049274) (336205898600068001) (336205898600068001)	20/01/2021	21.00	14	0	0	14	13	0	0	13	1	0	0	13	0	0	9.00000	0.00000	0.00000	0.00000	9.00000	0.00000	0.00000	0.00000	0.00000	3	1	2.70000	0.00000	0.00000	
37	Arani	Construction of 244 individual houses in Arani Phase IV at Tiruvannamalai District. (7C3800412029772) (336205898600068001) (336205898600068001)	30/01/2019	366.00	207	34	3	244	184	31	3	218	23	3	0	184	31	3	178.20000	37.80000	4.20000	0.00000	70.20000	3.00000	-0.60000	55.20000	9.00000	0.90000	3	3	0.00000	0.30000	0.00000
38	Arani	Construction of 375 individual houses in non slum urban poor families in Arani Municipality phase II. (7C3800412029981) (336205898600068001) (336205898600068001)	30/10/2017	562.50	362	12	1	375	319	10	1	330	42	2	0	319	10	1	216.60000	7.20000	0.60000	0.00000	285.60000	13.20000	0.80000	24.90000	-3.00000	0.30000	3	2	1.80000	0.00000	0.00000
39	Aranthang	Construction of 14 individual houses in Aranthang of Pudukkottai District. (7C3800724041870) (336205898600068001) (336205898600068001)	29/09/2019	202.50	113	22	0	135	94	20	0	114	18	2	0	94	20	0	64.80000	12.60000	0.00000	0.00000	70.80000	13.80000	0.00000	26.40000	6.00000	0.00000	3	2	0.60000	0.00000	0.00000
40	Aranthang	Construction of 14 individual houses in Aranthang Phase VI. (7C3800724041867) (336205898600068001) (336205898600068001)	20/01/2021	21.00	14	0	0	14	11	0	0	11	3	0	0	11	0	0	0.60000	0.00000	0.00000	0.00000	16.20000	0.00000	0.00000	0.00000	0.00000	3	1	3.00000	0.00000	0.00000	

gcl

41	Ayathangal	Construction of 142 individual houses for non slum urban poor families at Ayathangal Municipality Ph II ( 7C3803724041689 )   3362105828803724892021	25/06/2018	213.00	128	14	0	142	108	13	0	116	17	1	0	109	18	0	94.20000	7.80000	0.00000	58.20000	9.00000	0.00000	22.50000	3.80000	0.00000	3	2	0.00000	0.00000
42	Ayathangal	Construction of 174 individual houses for Non slum urban poor families in Ayathangal Municipality ( 7C3803724041689 )   336210582880372489201	22/11/2016	261.00	170	4	0	174	150	2	0	152	18	2	0	150	2	0	123.00000	18.60000	1.80000	81.00000	-13.80000	-1.80000	42.60000	0.60000	0.00000	3	2	0.00000	0.00000
43	Ayathangal	Construction of 24 individual houses in Ayathangal Phase VI in Karur District ( 7C3803724041689 )   336210582880372489201	28/06/2019	36.00	19	5	0	24	18	4	0	22	1	1	0	18	4	0	12.00000	3.00000	0.00000	10.80000	3.00000	0.00000	0.00000	0.00000	0.00000	3	1	5.40000	1.20000
44	Ayathangal	Construction of 23 individual houses in Ayathangal ( 7C3803724041689 )   336210582880372489201	30/01/2019	46.50	21	10	0	31	19	8	0	27	2	2	0	19	8	0	17.40000	6.60000	0.00000	7.80000	5.40000	0.00000	5.70000	2.10000	0.00000	3	2	0.00000	0.30000
45	Acot	Construction of 135 individual houses in Acot Municipality Phase-IV in Ranipet District ( 7C3803920046882 )   33605071580392892804	29/08/2019	292.50	173	22	0	195	159	18	0	177	14	4	0	159	18	0	139.20000	13.80000	0.00000	68.40000	12.60000	0.00000	44.60000	5.10000	0.00000	3	2	3.30000	0.30000
46	Armalam	Construction of 28 individual houses in Armalam Phase IV at Pudukkottai district ( 7C3803719041872 )   336210582880371989051	30/01/2019	42.20	19	9	0	28	18	9	0	27	1	0	0	18	9	0	9.60000	4.20000	0.00000	11.20000	5.40000	0.00000	4.80000	3.00000	0.00000	3	2	0.60000	0.30000
47	Ayvalur	Construction of 22 individual houses for Non slum urban poor families in Ayvalur Municipality ( 7C3803645022194 )   33616057878036458901	22/11/2016	33.00	16	5	1	22	16	5	1	22	0	0	0	16	5	1	17.10000	9.00000	0.00000	-15.18000	-3.00000	1.20000	0.00000	0.00000	0.00000	3	1	4.80000	1.50000
48	Ayappanpala	Construction of 35 individual houses in Ayappanpala Phase III ( 7C3803507094158 )   33610052489030789031	29/08/2019	37.50	15	10	0	25	12	10	0	22	3	0	0	12	10	0	12.00000	6.00000	0.00000	6.00000	6.00000	0.00000	3.30000	3.00000	0.00000	3	2	0.30000	0.00000
49	Ayappanpala	Construction of 25 individual houses in Ayappanpala Phase IV ( 7C3803507094158 )   33610052489030789031	25/09/2019	52.50	22	13	0	35	21	12	0	31	1	1	0	21	12	0	14.40000	6.60000	0.00000	12.00000	9.00000	0.00000	0.00000	0.00000	0.00000	3	1	6.30000	3.60000
50	Annur	Construction of 25 individual houses in Annur TP Phase I in Kanyakumari District ( 7C3803881021678 )   336290588180388189511	07/08/2020	37.50	25	0	0	25	21	0	0	21	4	0	0	21	0	0	15.00000	0.00000	0.00000	15.00000	0.00000	0.00000	0.00000	0.00000	0.00000	3	1	6.80000	0.00000
51	Annur	Construction of 139 individual houses in Annur in Perambalur district ( 7C3803638041771 )   33615052826038889061	29/08/2019	208.50	50	83	6	139	43	68	5	116	6	13	0	43	68	5	16.80000	53.40000	1.20000	43.20000	46.20000	6.00000	11.40000	18.00000	0.30000	3	2	0.30000	0.00000
52	Annur	Construction of 25 individual houses for non slum urban poor families in Annur in Perambalur district ( 7C3803638041771 )   33615052826038889061	26/09/2018	37.50	9	16	0	25	9	16	0	25	0	0	0	9	16	0	0.00000	1.20000	0.00000	10.80000	20.40000	0.00000	0.00000	0.00000	0.00000	3	1	2.70000	2.40000
53	Anupukkattai	Construction of 89 individual houses on Anupukkattai Municipality Phase VI ( 7C3803801090011 )   33615052826038889061	23/11/2021	133.50	84	5	0	89	77	5	0	82	7	0	0	77	5	0	50.40000	3.00000	0.00000	50.40000	3.00000	0.00000	0.00000	0.00000	0.00000	3	1	23.10000	1.50000
54	Athani	Construction of 8 individual houses in Athani Phase VI in Erode District ( 7C3803514040078 )   336100525080351489051	29/08/2019	12.00	8	0	0	8	7	0	0	7	1	0	0	7	0	0	6.00000	0.00000	0.00000	3.60000	0.00000	0.00000	0.00000	0.00000	0.00000	3	1	2.10000	0.00000
55	Athur	Construction of 40 individual houses in Athur Phase I in Kanyakumari District ( 7C3803900021658 )   336290588280390009511	07/08/2020	60.00	38	2	0	40	36	2	0	38	2	0	0	36	2	0	22.80000	1.20000	0.00000	22.80000	1.20000	0.00000	10.50000	0.60000	0.00000	3	2	0.30000	0.00000
56	Athur	Attur Phase II ( 7C3803473035325 )   336290588280390009511	28/11/2018	138.50	61	32	0	93	51	28	0	79	10	4	0	51	28	0	39.00000	18.00000	0.00000	34.20000	22.80000	0.00000	15.00000	5.70000	0.00000	3	3	0.30000	0.30000
57	Athur	Construction of 23 individual houses in Athur Ph.III ( 7C3803473042940 )   33606057438034738903	28/06/2019	465.00	242	68	0	310	209	61	0	270	32	7	0	209	61	0	127.20000	48.00000	0.00000	163.20000	33.60000	0.00000	60.90000	17.70000	0.00000	3	2	0.60000	0.60000
58	Athur	Construction of 650 individual houses in Athur Municipality ( 7C3803473042940 )   33606057438034738903	29/05/2017	990.00	382	268	0	660	363	242	0	605	29	25	0	363	242	0	235.20000	160.80000	0.00000	270.60000	184.20000	0.00000	72.60000	47.70000	0.00000	3	3	0.90000	0.30000
59	Athur	Construction of 92 individual houses in Athur Municipality Ph IV ( 7C38034730574281 )   33606057438034738903	20/01/2021	138.00	65	27	0	92	59	23	0	82	6	4	0	59	23	0	42.00000	16.80000	0.00000	37.20000	15.60000	0.00000	0.00000	0.00000	0.00000	3	1	16.50000	6.90000
60	Avaldi	Construction of 57 non house in Avaldi Phase - II ( 7C3803120419281 )   3362026589803238903	24/07/2017	85.50	19	37	1	57	16	27	1	44	3	10	0	16	27	1	67.20000	53.40000	0.60000	-44.40000	-9.00000	0.60000	0.00000	0.00000	0.00000	3	1	4.80000	8.10000
61	Avalpoundur	Construction of 23 individual houses in Avalpoundur TP ( 7C3803545034160 )   33610057358035458906	25/09/2019	42.00	5	23	0	28	4	19	0	23	1	4	0	4	19	0	1.80000	12.60000	0.00000	4.20000	15.00000	0.00000	0.00000	0.00000	0.00000	3	1	1.20000	5.70000
62	Avalpatti	Construction of 18 individual houses in Avalpatti-Kannur Nagar ( 7C3803021046981 )   336330509380302189511	07/08/2020	27.00	7	11	0	18	6	7	0	13	1	4	0	6	7	0	4.80000	7.20000	0.00000	3.60000	6.00000	0.00000	0.00000	0.00000	0.00000	3	1	1.80000	2.10000

Net



63	Aranahalli	Construction of 50 individual houses in Kenguru street in Aranahalli TP in Thruppa District (7C3800210380B3) (33633020300000218905)	29/02/2019	63.00	23	19	0	42	19	0	37	4	1	0	19	18	0	16.80000	13.20000	0.00000	16.80000	11.20000	0.00000	-0.30000	0.90000	0.00000	3	2	0.00000	0.90000	0.00000
64	Angudi	Construction of 64 individual houses in Angudi (7C38034520174) (336290272803845803)	27/12/2019	96.00	26	38	0	64	22	0	50	4	10	0	22	28	0	18.60000	29.40000	0.00000	12.60000	16.20000	0.00000	0.00000	0.00000	3	1	6.60000	8.40000	0.00000	
65	Angudi	Construction of 94 individual houses in Angudi in Thuvakkal district - TN/UDH (7C380345030171) (336290272803845803)	29/08/2019	141.00	44	50	0	94	39	42	81	5	8	0	39	42	0	32.40000	33.60000	0.00000	20.40000	26.40000	0.00000	11.70000	0.00000	3	2	0.00000	0.60000	0.00000	
66	Angudi	Construction of 21 individual houses in Angudi (own Paravayal Phase VI) (7C380345030171) (336290272803845803)	23/11/2021	31.50	19	2	0	21	18	2	20	1	0	0	18	2	0	11.40000	1.20000	0.00000	11.60000	1.20000	0.00000	0.00000	0.00000	3	1	5.40000	0.60000	0.00000	
67	Angalur	Construction of 16 individual houses in Angalur (7C380345030171) (3361205762803588956)	27/12/2019	16.50	11	0	0	11	10	0	10	1	0	0	10	0	0	9.00000	0.00000	0.00000	5.40000	0.00000	0.00000	0.00000	0.00000	3	1	1.80000	0.00000	0.00000	
68	Angalur	Construction of 3 individual houses in Angalur Phase II (7C380358047172) (3361205762803588956)	23/11/2021	4.50	3	0	0	3	3	0	3	0	0	0	3	0	0	1.80000	0.00000	0.00000	1.80000	0.00000	0.00000	0.00000	0.00000	3	1	0.90000	0.00000	0.00000	
69	B.Mallapuram	Construction of 21 individual houses in B.Mallapuram Ph V (7C380394604754) (3363000878039468952)	20/01/2021	31.50	14	7	0	21	11	7	18	3	0	0	11	7	0	11.40000	6.00000	0.00000	5.40000	2.40000	0.00000	0.00000	0.00000	3	1	3.30000	2.10000	0.00000	
70	B.Mallapuram	Construction of 42 individual houses in B.Mallapuram Ph IV (7C3803946042806) (3363000878039468952)	29/08/2019	63.00	39	3	0	42	32	2	34	7	1	0	32	2	0	25.80000	3.00000	0.00000	21.00000	0.60000	0.00000	0.00000	0.00000	3	1	9.60000	0.60000	0.00000	
71	Balalishampatti	Construction of 42 individual houses in Balalishampatti (7C38032041879) (3361405727803622805)	27/12/2019	63.00	34	8	0	42	30	7	37	4	1	0	30	7	0	25.20000	4.80000	0.00000	15.60000	4.80000	0.00000	0.00000	0.00000	3	1	9.20000	2.10000	0.00000	
72	Balalishampatti	Construction of 63 individual houses for non slum urban poor families in Balalishampatti phase IV in Trichy district (7C38032041879) (3361405727803622805)	26/09/2018	94.50	52	11	0	63	45	7	52	7	4	0	45	7	0	21.60000	6.00000	0.00000	48.20000	7.20000	0.00000	0.00000	0.00000	3	1	11.10000	2.10000	0.00000	
73	Belur	Construction of 35 individual houses in Belur TP (7C380346042954) (336290272803845803)	29/09/2019	52.50	24	11	0	35	22	11	33	2	0	0	22	11	0	17.40000	1.80000	0.00000	11.40000	0.00000	0.00000	6.30000	0.00000	3	2	0.30000	0.00000	0.00000	
74	Bhavani	Construction of 137 individual houses in Non slum urban poor families at Bhavani Municipality in Erode District. (7C3803517029384) (33630005298095128021)	24/07/2017	205.50	91	46	0	137	87	43	130	2	3	0	87	43	0	272.40000	78.00000	1.80000	-165.60000	-22.80000	-1.80000	26.10000	12.90000	3	2	0.00000	0.00000	0.00000	
75	Bhavani	Construction of 14 individual houses in Bhavani Phase II (7C3803517029384) (33630005298095128021)	07/08/2020	21.00	13	1	0	14	13	1	14	0	0	0	13	1	0	7.80000	1.20000	0.00000	7.60000	0.00000	0.00000	0.00000	0.00000	3	1	3.90000	0.30000	0.00000	
76	Bodiyakattur	Construction of 126 individual houses in Bodiyakattur Municipality Phase IV (7C3803760029944) (3362405428037608904)	29/08/2019	189.00	107	19	0	126	102	17	119	5	2	0	102	17	0	76.20000	13.80000	0.00000	52.20000	9.90000	0.00000	30.60000	3.60000	3	3	0.00000	1.50000	0.00000	
77	Bodiyakattur	Construction of 234 individual houses at non slum urban poor families in Bodiyakattur Phase II (7C3803760029944) (3362405428037608904)	07/03/2018	351.00	232	1	1	234	225	1	227	6	0	0	225	1	1	179.40000	1.20000	0.60000	97.60000	0.00000	0.60000	66.00000	0.30000	3	3	1.50000	0.00000	0.00000	
78	Bodiyakattur	Construction of 35 individual houses in Bodiyakattur (7C3803760029944) (3362405428037608904)	27/12/2019	52.50	30	5	0	35	29	2	31	1	3	0	29	2	0	17.40000	3.00000	0.00000	19.80000	3.00000	0.00000	7.50000	0.60000	3	2	0.00000	0.00000	0.00000	
79	Chengalpetu	Construction of 60 individual houses in Chengalpetu (7C380354030435) (33640057068035448904)	07/08/2020	60.00	15	25	0	40	14	24	38	1	1	0	14	24	0	12.00000	21.00000	0.00000	6.00000	9.90000	0.00000	0.00000	0.00000	3	1	4.20000	7.20000	0.00000	
80	Chengalpetu	Construction of 60 individual houses in Chengalpetu Ph V at Kanchipuram District (7C380354030435) (33640057068035448904)	25/02/2019	90.00	40	20	0	60	31	16	47	9	4	0	31	16	0	40.80000	18.60000	0.00000	7.20000	5.40000	0.00000	0.00000	0.00000	3	1	9.30000	4.80000	0.00000	
81	Chengalpetu	Construction of 64 individual houses for non slum urban poor families in Chengalpetu Ph II (7C380354030435) (33640057068035448904)	30/01/2019	96.00	43	21	0	64	32	14	46	11	7	0	32	14	0	40.80000	18.60000	0.00000	10.80000	6.60000	0.00000	0.00000	0.00000	3	1	9.60000	4.20000	0.00000	
82	Chengalpetu	Construction of 73 individual houses in Chengalpetu Phase II at Kanchipuram District (7C380354030435) (33640057068035448904)	30/01/2019	109.50	58	15	0	73	44	9	53	12	6	0	44	9	0	41.40000	18.60000	0.00000	28.20000	6.60000	0.00000	0.00000	0.00000	3	1	10.80000	2.70000	0.00000	
83	Chengalpetu	Construction of 94 individual houses in Chengalpetu Phase VI at Kanchipuram Division (7C380354050004) (33640057068035448904)	20/08/2019	141.00	43	47	4	94	35	38	73	8	9	4	35	38	0	48.00000	45.00000	2.40000	3.60000	11.40000	2.40000	0.00000	0.00000	3	1	10.50000	11.40000	0.00000	

gpc

84	Chemical	62 individual houses in Bharathiar street and 4 other schemes in zone III and zone IV of Greater Chennai Corporation (7C3803390293861) (38039999803398P231) (7C3803390293861)	07/02/2018	93.00	43	19	0	62	43	18	0	61	0	1	0	43	18	0	103.20000	20.40000	0.00000	-51.60000	2.40000	0.00000	12.60000	5.40000	0.00000	3	3	0.30000	0.00000	0.00000
85	Chemical	Construction of 46 individual houses in Zone XI and Zone IV (7C380339024218) (38039999803398P286) (7C380339024218)	20/01/2021	69.00	42	4	0	46	42	4	0	46	0	0	0	42	4	0	27.60000	2.40000	0.00000	22.80000	2.40000	0.00000	0.00000	0.00000	3	1	12.60000	1.20000	0.00000	
86	Chemical	Construction of 31 houses for non slum in Zone XI at Chennai (7C3803390293861) (38039999803398P231) (7C3803390293861)	25/06/2018	46.50	12	19	0	31	11	18	0	29	1	1	0	11	18	0	21.00000	24.00000	0.00000	-6.60000	-1.20000	0.00000	0.00000	0.00000	3	1	3.30000	5.40000	0.00000	
87	Chemical	Construction of 8 individual houses at MGR Nagar Anna saluba Nagar of Chennai Corporation (7C380339030348) (38039999803398P211) (7C380339030348)	25/06/2018	13.50	0	9	0	9	0	0	0	9	0	0	0	9	0	0	11.40000	10.80000	0.00000	-11.40000	0.00000	0.00000	0.00000	0.00000	3	1	0.00000	2.70000	0.00000	
88	Chemical	Construction of 113 individual houses in non slum urban poor families in Zone II Phase II of Chennai Corporation (7C380339029345) (38039999803398P49) (7C380339029345)	25/06/2018	169.50	74	39	0	113	60	32	0	92	14	7	0	60	32	0	11.40000	3.60000	0.00000	77.40000	43.20000	0.00000	17.70000	9.00000	3	2	0.30000	0.00000	0.00000	
89	Chemical	Construction of 115 individual houses in Ayappaam and Koidi (7C380339030349) (38039999803398P134) (7C380339030349)	29/08/2019	172.50	0	115	0	115	0	99	0	99	0	14	0	99	0	0	0.00000	85.80000	0.00000	0.00000	51.00000	0.00000	0.00000	26.40000	0.00000	3	2	0.00000	2.10000	0.00000
90	Chemical	Construction of 117 individual houses in Non Slum Urban Poor families at Zone III (7C380339026049) (38039999803398P67) (7C380339026049)	25/06/2018	175.50	28	89	0	117	25	82	0	107	3	6	0	25	82	0	19.20000	40.80000	0.00000	14.40000	66.00000	0.00000	7.50000	23.10000	3	2	0.00000	0.30000	0.00000	
91	Chemical	Construction of 119 individual houses in Wajahabad Taluk Kancheepuram Division (7C38033904542) (38039999803398P136) (7C38033904542)	29/08/2019	178.50	71	48	0	119	59	36	0	95	12	12	0	59	36	0	54.00000	36.00000	0.00000	31.20000	21.60000	0.00000	0.00000	0.00000	3	1	17.70000	10.80000	0.00000	
92	Chemical	Construction of 126 individual houses at Kallikuppam and 3 other schemes in Chennai Corporation (7C380339023230) (38039999803398P42) (7C380339023230)	29/05/2017	189.00	122	4	0	126	105	4	0	109	13	0	0	105	4	0	15.00000	14.80000	0.00000	101.20000	4.80000	0.00000	0.00000	0.00000	3	1	54.90000	-13.60000	0.00000	
93	Chemical	Construction of 128 individual houses in Oragadam and 2 slums in ward 79 82, Zone VI (7C380339022111) (38039999803398P26) (7C380339022111)	22/11/2016	192.00	22	106	0	128	20	95	0	115	2	9	0	20	95	0	48.20000	196.20000	0.60000	-22.80000	-70.20000	-0.60000	6.00000	26.40000	3	3	0.00000	0.90000	0.00000	
94	Chemical	Construction of 145 houses at Kottapur and other 6 slum in Ward 17 of Chennai Corp. (7C380339022121) (38039999803398P25) (7C380339022121)	22/11/2016	217.50	68	74	3	145	66	62	3	131	2	11	0	66	62	3	16.80000	123.00000	0.00000	64.80000	-34.20000	3.60000	19.50000	16.20000	3	3	0.30000	1.20000	0.00000	
95	Chemical	Construction of 145 houses at Thiruvullar 3rd Street phase I and other 12 slums (7C380339022113) (38039999803398P28) (7C380339022113)	22/07/2016	217.50	33	97	15	145	33	97	14	144	0	0	1	33	97	14	31.80000	62.40000	10.20000	31.80000	62.40000	10.20000	-14.10000	20.70000	3	3	0.00000	0.00000	0.00000	
96	Chemical	Construction of 150 individual houses at Manickavelar street in ward 29 of Greater Chennai Corporation (7C380339026731) (38039999803398P23) (7C380339026731)	25/06/2018	225.00	24	126	0	150	24	121	0	145	0	3	0	24	121	0	24.00000	76.20000	0.00000	4.80000	72.60000	0.00000	7.20000	36.00000	3	2	0.00000	0.30000	0.00000	
97	Chemical	Construction of 158 individual houses in A/Agaram and 3 other slums in Chennai (7C380339034929) (38039999803398P17) (7C380339034929)	25/02/2019	237.00	0	158	0	158	0	116	0	116	0	41	0	0	116	0	0.00000	94.80000	0.00000	0.00000	94.80000	0.00000	0.00000	0.00000	3	1	0.00000	33.60000	0.00000	
98	Chemical	Construction of 160 houses in Dr. Ambedkar Nagar and 13 slums in Zone III (7C380339046611) (38039999803398P27) (7C380339046611)	22/11/2016	240.00	85	73	2	160	84	73	2	159	1	0	0	84	73	2	39.00000	109.80000	0.00000	63.00000	-21.20000	2.40000	25.20000	21.90000	3	3	0.00000	0.00000	0.00000	
99	Chemical	Construction of 166 individual houses at Athipattu and 5 other schemes of Chennai Corporation (7C380339023867) (38039999803398P73) (7C380339023867)	25/06/2018	248.00	0	166	0	166	0	127	0	127	0	32	0	0	127	0	0.60000	143.40000	0.00000	-0.60000	55.80000	0.00000	0.00000	28.20000	3	2	0.00000	1.50000	0.00000	
100	Chemical	Construction of 172 individual houses for non slum urban poor families in Zone III, IV and V of Greater Chennai Corporation (7C380339023666) (38039999803398P79) (7C380339023666)	25/06/2018	258.00	50	122	0	172	48	111	0	159	2	11	0	48	111	0	27.00000	79.20000	0.00000	33.00000	67.20000	0.00000	13.80000	33.00000	3	2	0.60000	0.30000	0.00000	
101	Chemical	Construction of 187 individual houses in Ambattur and Thiruvallur District (7C380339030381) (38039999803398P146) (7C380339030381)	29/08/2019	280.50	0	187	0	187	0	132	0	132	0	51	0	0	132	0	0.00000	148.20000	0.00000	0.00000	72.60000	0.00000	0.00000	0.00000	3	1	0.00000	38.40000	0.00000	
102	Chemical	Construction of 198 individual houses in urban poor families in Zone XII of Chennai Corporation (7C380339024276) (38039999803398P46) (7C380339024276)	30/10/2017	297.00	34	163	1	198	33	154	1	188	0	9	0	33	154	1	20.40000	97.80000	0.60000	20.40000	99.00000	0.60000	9.90000	44.40000	3	3	-1.20000	0.60000	0.00000	

Red



109	Chennai	Construction of 21 individual houses at Arunachal Estate of Greater Chennai Corporation (I 7C38033902007) (I 336039999803398820)	25/06/2018	31.50	0	21	0	21	0	15	0	15	0	9.20000	69.60000	0.00000	-9.00000	-44.40000	0.00000	0.00000	0.00000	0.00000	0.00000	0.00000	3.30000	0.00000							
104	Chennai	Construction of 229 individual houses in Non-Sum urban poor families in Udhimur area. (7C380339023855 (I) 33603999980339881)	25/06/2018	328.50	175	44	0	219	137	29	0	166	37	15	0	137	29	0	63.60000	37.20000	0.00000	145.20000	15.60000	0.00000	40.20000	8.10000	0.00000	3	2	0.90000	0.60000	0.00000	
105	Chennai	Construction of 233 individual houses in Tiruvani Taluk in Thiruvallur district (I 7C380339027956) (I 3360399998033988150)	29/08/2019	349.50	44	141	48	233	41	100	33	174	3	38	14	41	100	33	30.00000	118.20000	34.20000	22.80000	51.00000	29.40000	0.00000	0.00000	0.00000	3	1	12.30000	26.40000	8.70000	0.00000
106	Chennai	Construction of 239 individual houses in Non-Sum urban poor families in Madrass Taluk of Chennai Metropolitan Area (I 7C380339023946) (I 33603999980339884)	25/06/2018	358.50	211	28	0	239	155	24	0	179	54	4	0	155	24	0	198.00000	27.20000	0.00000	55.20000	6.60000	0.00000	44.40000	7.20000	0.00000	3	2	-0.30000	0.00000	0.00000	0.00000
107	Chennai	Construction of 254 individual houses in Non-Sum urban poor families in Sripurambudur P.I. (7C380339023856 (I) 33603999980339885)	25/06/2018	381.00	217	37	0	234	156	26	0	182	60	11	0	156	26	0	118.80000	24.60000	0.00000	141.60000	19.80000	0.00000	45.00000	7.20000	0.00000	3	2	0.60000	0.60000	0.00000	0.00000
108	Chennai	Construction of 268 individual houses in Gurugri Nagar and other 6 Slms (I 7C380339023842) (I 33603999980339886)	25/06/2016	402.00	11	232	5	248	10	245	5	260	1	6	0	10	245	5	130.41500	216.98400	0.00000	-117.21550	85.41600	6.00000	3.00000	72.30000	1.50000	3	2	0.00000	0.00000	0.00000	0.00000
109	Chennai	Construction of 272 individual houses at Pudina Adhivayar Koll Street (I 7C380339023261) (I 33603999980339887)	22/01/2016	408.00	24	244	4	272	23	202	4	229	1	40	0	23	202	4	14.40000	157.80000	2.40000	14.40000	157.80000	2.40000	6.60000	29.10000	0.00000	3	2	0.30000	6.30000	0.30000	0.00000
110	Chennai	Construction of 286 individual houses in Chennai Zone XII (7C380339020454) (I) 3360399998033988921)	23/11/2021	45.00	22	8	0	30	22	5	0	27	0	3	0	22	5	0	13.20000	4.80000	0.00000	13.20000	4.20000	0.00000	0.00000	0.00000	0.00000	3	1	6.60000	2.10000	0.00000	0.00000
111	Chennai	Construction of 321 individual houses in Poonamallee Taluk Scheme at Chennai District (7C38033902660) (I 33603999980339889180)	25/09/2019	481.50	64	236	21	321	49	177	14	240	14	55	7	49	177	14	50.40000	210.00000	16.20000	26.40000	73.20000	9.00000	0.00000	0.00000	0.00000	3	1	13.50000	48.30000	4.20000	0.00000
112	Chennai	Construction of 33 individual houses in Zone XII Chennai Corporation Ph V. (I 7C38033905001) (I 3360399998033988922)	20/01/2021	49.50	12	21	0	33	11	21	0	32	1	0	0	11	21	0	9.00000	15.00000	0.00000	6.60000	12.60000	0.00000	0.00000	0.00000	3	1	2.10000	3.90000	0.00000	0.00000	
113	Chennai	Construction of 341 individual houses in Poonamallee Taluk - Phase III K.C. Division (I) 3360399998033988923)	25/09/2019	511.50	166	173	0	341	138	133	0	271	28	38	0	138	133	0	119.40000	144.60000	0.00000	82.20000	63.00000	0.00000	0.00000	0.00000	3	1	39.00000	37.50000	0.00000	0.00000	
114	Chennai	Construction of 366 individual houses in Zone VII (7C380339020450) (I 33603999980339889159)	20/09/2019	549.00	226	140	0	366	157	106	0	263	55	31	0	157	106	0	164.40000	135.60000	0.00000	104.40000	32.40000	0.00000	0.00000	0.00000	3	1	32.70000	28.20000	0.00000	0.00000	
115	Chennai	Construction of 38 individual houses in Chennai Zone XII (7C38033905002) (I 33603999980339889001)	23/03/2022	57.00	24	14	0	38	24	12	0	36	0	2	0	24	12	0	18.60000	11.40000	0.00000	14.40000	8.40000	0.00000	0.00000	0.00000	3	1	3.00000	0.60000	0.00000	0.00000	
116	Chennai	Construction of 408 individual houses in Tiruvani Taluk in Thiruvallur district (I 7C380339027957) (I 33603999980339889156)	29/08/2019	612.00	132	195	81	408	109	140	63	312	21	49	17	109	140	63	94.80000	145.20000	59.40000	63.60000	88.80000	37.80000	0.00000	0.00000	3	1	30.30000	34.80000	17.70000	0.00000	
117	Chennai	Construction of 43 individual houses in Srinivasapattinam taluk and other Non-Sum Urban Poor Families in Zone III of Chennai (I) 7C380339021391 (I 3360399998033988913)	24/01/2017	64.50	17	26	0	43	16	24	0	40	1	2	0	16	24	0	42.40000	9.80000	0.60000	-22.00000	-67.20000	-0.60000	4.80000	6.90000	0.00000	3	2	0.00000	0.30000	0.00000	0.00000
118	Chennai	Construction of 50 individual houses at Thiruvallur Street slum in Zone III of Chennai Corporation (I 7C380339027915) (I 33603999980339889201)	22/11/2016	75.00	5	45	0	50	5	42	0	47	0	3	0	5	42	0	8.40000	81.00000	0.00000	-2.40000	-27.00000	0.00000	1.50000	12.30000	0.00000	3	3	0.00000	0.30000	0.00000	0.00000
119	Chennai	Construction of 526 individual houses in Sripurambudur Taluk (I 7C380339024511) (I 33603999980339889219)	27/11/2019	789.00	203	323	0	526	141	269	0	410	63	50	0	141	269	0	205.80000	279.60000	0.00000	40.20000	105.60000	0.00000	0.00000	0.00000	3	1	41.10000	78.50000	0.00000	0.00000	
120	Chennai	Construction of 53 individual houses in Pallikottai Taluk (7C380339050023) (I 33603999980339889187)	25/09/2019	79.50	19	24	10	53	15	21	8	44	4	2	2	15	21	8	17.40000	19.20000	8.40000	5.40000	9.60000	3.60000	4.50000	5.10000	3	2	0.00000	0.00000	0.00000	0.00000	
121	Chennai	Construction of 57 individual houses at Thiruvani Slum in Zone VI of Chennai Metropolitan Area (I) 7C380339027209) (I 33603999980339889141)	20/05/2017	85.50	7	50	0	57	6	49	0	55	0	1	0	6	49	0	-150.20000	104.40000	0.00000	31.20000	40.80000	0.00000	0.00000	0.00000	3	1	128.00000	-70.74000	0.00000	0.00000	

Handwritten signature or initials.

122	Chemical	Construction of 57 individual houses in Dharmajapuram and other 6 other slums ( 7C380339023830 ) ( 356099998033982931 )	24/04/2017	85.50	28	29	0	57	28	27	0	55	0	1	0	28	27	0	65.20000	126.60000	4.20000	-31.60000	-91.80000	-4.20000	8.40000	6.90000	0.00000	3	2	0.00000	0.00000			
123	Chemical	Construction of 58 individual houses in Thidukulam Taluk P.V at Kanchipuram District. ( 7C380339030496 ) ( 356099998033982931 )	25/02/2019	87.00	25	33	0	58	17	25	0	42	8	8	0	17	25	0	22.20000	29.40000	0.00000	7.80000	10.20000	0.00000	0.00000	0.00000	0.00000	3	1	5.10000	7.50000	0.00000		
124	Chemical	Construction of 63 individual houses in Odanur and other schemes in Zone XI of Greater Chennai Corporation ( 7C380339023830 ) ( 356099998033982931 )	24/04/2017	94.50	0	63	0	63	0	55	0	55	0	7	0	0	55	0	29.40000	150.60000	1.20000	-29.40000	-75.00000	-1.20000	0.00000	15.50000	0.00000	3	2	0.00000	0.00000	0.00000		
125	Chemical	Construction of 70 individual houses in Ambalur ( 7C38033903027 ) ( 356099998033982931 )	27/12/2019	105.00	15	55	0	70	12	44	0	56	3	11	0	12	44	0	15.00000	45.00000	0.00000	3.00000	21.00000	0.00000	0.00000	0.00000	0.00000	3	1	3.60000	13.20000	0.00000	0.00000	
126	Chemical	Construction of 70 individual houses in Mogeppur and Aalal Taluk in Zone VII of Chennai Corporation ( 7C380339030462 ) ( 356099998033982931 )	29/08/2019	105.00	0	70	0	70	0	54	0	54	0	13	0	0	54	0	0.00000	52.20000	0.00000	0.00000	31.80000	0.00000	0.00000	0.00000	0.00000	3	1	0.00000	12.60000	0.00000	0.00000	
127	Chemical	Construction of 71 individual houses in Zone XI ( 7C38033904222 ) ( 356099998033982931 )	07/08/2020	106.50	54	13	4	71	54	13	4	71	0	0	0	54	13	4	46.80000	10.80000	2.40000	-24.00000	4.80000	2.40000	0.00000	0.00000	0.00000	3	1	18.20000	3.90000	1.20000	0.00000	
128	Chemical	Construction of 72 individual houses at Vetrivapuram and 38 other slums ( 7C380339023830 ) ( 356099998033982931 )	24/04/2017	108.00	37	33	2	72	35	31	1	67	1	2	1	35	31	1	21.60000	19.80000	1.20000	21.60000	19.80000	1.20000	0.00000	0.00000	0.00000	3	1	10.50000	9.30000	0.30000	0.00000	
129	Chemical	Construction of 73 individual houses in Chengalpet Taluk ( 7C38033904548 ) ( 356099998033982931 )	27/12/2019	114.00	21	53	2	76	20	46	2	68	1	6	0	20	46	2	17.40000	64.80000	1.80000	7.80000	-1.20000	0.60000	5.40000	13.50000	0.30000	3	2	0.60000	-0.90000	0.30000	0.00000	
130	Chemical	Construction of 79 individual houses in R K patta Taluk ( 7C38033903006 ) ( 356099998033982931 )	25/09/2019	118.50	27	45	7	79	21	37	5	61	6	8	2	21	37	5	19.80000	28.20000	7.20000	12.60000	25.80000	1.20000	0.00000	0.00000	0.00000	3	1	6.80000	11.10000	1.50000	0.00000	
131	Chemical	Construction of 80 individual houses in Keralam Kol Street in Zone III of Chennai Corporation ( 7C38033902208 ) ( 356099998033982931 )	22/11/2016	120.00	12	68	0	80	10	51	0	61	2	16	0	10	51	0	8.40000	70.80000	0.00000	6.00000	10.80000	0.00000	0.00000	3.00000	13.80000	0.00000	3	2	0.00000	0.30000	0.00000	0.00000
132	Chemical	Construction of 81 individual houses at Kengupuram and other schemes in zone III and IV of Greater Chennai Corporation ( 7C38033903796 ) ( 356099998033982931 )	25/06/2018	121.50	16	65	0	81	14	46	0	60	2	18	0	14	46	0	1.80000	29.40000	0.00000	17.40000	48.60000	0.00000	0.00000	0.00000	0.00000	3	1	4.20000	12.60000	0.00000	0.00000	
133	Chemical	Construction of 82 individual houses Vetrivapuram and 2 other schemes of Chennai Corporation ( 7C380339023830 ) ( 356099998033982931 )	25/06/2018	121.50	4	81	0	85	4	71	0	75	0	10	0	4	71	0	12.00000	4.20000	0.00000	-7.20000	93.00000	0.00000	0.00000	1.20000	20.10000	0.00000	3	2	0.00000	1.20000	0.00000	0.00000
134	Chemical	Construction of 85 individual houses at Kallivudu Phase II in Greater Chennai Corporation ( 7C38033902864 ) ( 356099998033982931 )	25/06/2018	129.00	6	80	0	86	6	73	0	79	0	7	0	6	73	0	4.20000	30.00000	0.00000	3.00000	66.00000	0.00000	0.00000	1.80000	19.50000	0.00000	3	2	0.00000	2.40000	0.00000	0.00000
135	Chemical	Construction of 86 individual houses at soothupulavai and Eulakcheri in Chennai Corporation ( 7C380339030494 ) ( 356099998033982931 )	26/09/2018	129.00	29	57	0	86	24	49	0	73	5	8	0	24	49	0	7.20000	51.00000	0.00000	27.60000	17.40000	0.00000	0.00000	0.00000	0.00000	3	1	7.20000	14.70000	0.00000	0.00000	
136	Chemical	Construction of 88 individual houses in Curlewahalam and 4 slums in Zone VI of Chennai Corporation ( 7C38033902395 ) ( 356099998033982931 )	22/11/2016	131.00	4	84	0	88	4	72	0	76	0	9	0	4	72	0	0.60000	106.20000	0.60000	4.20000	-5.40000	-0.60000	1.20000	16.50000	0.00000	3	2	0.00000	1.50000	0.00000	0.00000	
137	Chemical	Construction of house 158 in Melanthalur and 3 other schemes ( 7C380339030463 ) ( 356099998033982931 )	25/09/2019	237.00	30	128	0	158	24	95	0	119	5	33	0	24	95	0	18.00000	90.00000	0.00000	18.00000	63.60000	0.00000	0.00000	0.00000	0.00000	3	1	6.00000	28.50000	0.00000	0.00000	
138	Chemical	Construction of 160 individual houses at Gandhi nagar and six other schemes of Chennai Corporation ( 7C380339030409 ) ( 356099998033982931 )	25/06/2018	240.00	86	74	0	160	77	65	0	142	9	9	0	77	65	0	46.80000	55.20000	0.00000	56.40000	31.60000	0.00000	20.70000	19.50000	0.00000	3	2	2.40000	0.00000	0.00000	0.00000	
139	Chemical	Construction of 110 individual houses at peruvakkam and 2 other schemes of Chennai Corporation ( 7C38033902804 ) ( 356099998033982931 )	25/06/2018	165.00	8	102	0	110	8	85	0	93	0	17	0	8	85	0	24.60000	66.60000	0.00000	-15.00000	55.80000	0.00000	2.40000	25.20000	0.00000	3	2	0.00000	0.30000	0.00000	0.00000	
140	Chemical	Construction of 20 individual houses at Sanganur in ward 14, Zone I of Chennai Corporation ( 7C38033903433 ) ( 356099998033982931 )	29/05/2017	80.00	1	19	0	20	1	17	0	18	0	2	0	1	17	0	0.60000	11.40000	0.00000	0.60000	11.40000	0.00000	0.00000	0.00000	0.00000	3	1	0.30000	5.10000	0.00000	0.00000	

Handwritten signature or mark.



141	Chennai	RC Construction of 216 individual houses for non-slim urban poor families in Chennai corporation in zone 1 phase II (TC3803330304911)	26/09/2018	324.00	112	100	4	216	110	99	4	213	2	1	0	110	99	4	72.00000	16.80000	0.00000	62.40000	102.20000	4.80000	32.40000	29.70000	1.20000	3	2	0.60000	0.00000	0.00000
142	Chennai	RC Construction of 839 houses at Periyakuppam and other 11 slums in ward 2 zone-I at Chennai (TC3803330309701)	22/11/2016	1258.50	620	166	53	839	612	165	52	829	5	0	1	612	165	52	411.60000	151.80000	12.00000	332.40000	46.20000	51.60000	179.70000	49.50000	15.60000	3	3	0.30000	0.00000	0.00000
143	Chennai	RC-CN Construction of 628 5BHK/4BHK/3BHK and other 2 slums Zone-I (TC3803330309711)	22/07/2016	942.00	524	99	5	628	512	95	5	612	9	4	0	512	95	5	332.40000	69.00000	3.60000	332.40000	69.00000	3.60000	112.50000	9.00000	0.30000	3	3	1.50000	0.30000	0.00000
144	Chennai	Construction of 186 individual houses in Thiruvorur zone 1 phase IV (TC3803330309821)	20/01/2021	174.00	33	83	0	116	33	80	0	113	0	2	0	33	80	0	21.00000	52.20000	0.00000	18.60000	47.40000	0.00000	9.90000	24.00000	0.00000	3	2	0.00000	-1.20000	0.00000
145	Chennai	Construction of 212 individual houses for non-slim urban poor families in Thiruvorur area (TC3803330302346)	25/06/2018	325.50	189	28	0	217	149	22	0	171	39	5	0	149	22	0	69.00000	21.00000	0.00000	157.40000	12.60000	0.00000	44.40000	5.40000	0.00000	3	2	-0.90000	0.00000	0.00000
146	Chennai	Construction of 265 individual houses in Thiruvorur zone 1 phase V (TC3803330304245)	20/01/2021	397.50	194	71	0	265	159	56	0	215	35	15	0	159	56	0	47.40000	12.00000	0.00000	185.40000	73.20000	0.00000	0.00000	0.00000	0.00000	3	1	47.70000	18.80000	0.00000
147	Chennai	Construction of 325 individual houses for Non-slim urban poor families in Zone I of Greater Chennai Corporation (TC3803330304083)	25/06/2018	487.50	242	81	2	325	240	81	2	323	2	0	0	240	81	2	207.00000	55.20000	1.20000	83.40000	42.00000	1.20000	71.70000	24.00000	0.60000	3	2	0.30000	0.30000	0.00000
148	Chennai	Construction of 186 individual houses in Thiruvorur zone 1 phase IV (TC3803330302346)	20/01/2021	514.50	172	171	0	343	137	118	0	235	33	49	0	137	118	0	104.40000	104.40000	0.00000	104.40000	104.40000	0.00000	104.40000	0.00000	0.00000	3	1	36.30000	27.00000	0.00000
149	Chennai	Construction of 73 individual houses in Thiruvorur Zone-1b (TC3803330304244)	20/01/2021	109.50	39	34	0	73	38	33	0	71	1	1	0	38	33	0	24.00000	21.60000	0.00000	22.80000	19.20000	0.00000	10.50000	9.90000	0.00000	3	2	0.90000	0.00000	0.00000
150	Chennai	Construction of 53 individual houses in Vembulammann Koil Street and other 9 slums (TC3803330302948)	25/01/2016	540.00	53	297	10	360	51	293	10	354	1	1	0	51	293	10	120.05430	199.75000	0.00000	-57.65430	154.25000	12.00000	15.30000	86.70000	3.00000	3	2	0.00000	0.00000	0.00000
151	Chennai	Construction of 26 individual houses in Chennai in Erode District (TC3803330306975)	29/08/2019	39.00	10	16	0	26	10	14	0	24	0	2	0	10	14	0	6.00000	9.60000	0.00000	6.00000	9.60000	0.00000	2.70000	4.20000	0.00000	3	2	0.30000	0.00000	0.00000
152	Chennai	Construction of 141 individual houses in Chennai in Tiruvallur District (TC3803330302113)	29/08/2019	211.50	79	62	0	141	71	55	0	126	8	7	0	71	55	0	50.40000	39.60000	0.00000	44.40000	34.80000	0.00000	20.40000	16.20000	0.00000	3	2	0.90000	0.30000	0.00000
153	Chennai	Construction of 114 individual houses in Chennai in Tiruvallur District (TC38033303042745)	20/01/2021	171.00	114	0	0	114	96	0	0	96	18	0	0	96	0	0	71.40000	0.00000	0.00000	65.40000	0.00000	0.00000	0.00000	0.00000	0.00000	3	1	28.80000	0.00000	0.00000
154	Chennai	Construction of 92 BLC House Holes in Chennai Town Parichayak (TC3803330304571)	07/08/2020	138.00	83	9	0	92	70	3	0	73	13	6	0	70	3	0	54.60000	5.40000	0.00000	45.00000	5.40000	0.00000	0.00000	0.00000	0.00000	3	1	21.00000	0.90000	0.00000
155	Chennai	Construction of 67 individual houses in Chennai in Tiruvallur District (TC38033303042661)	27/12/2019	100.50	50	17	0	67	41	11	0	52	9	6	0	41	11	0	34.20000	10.80000	0.00000	25.80000	9.60000	0.00000	0.00000	0.00000	0.00000	3	1	12.30000	3.30000	0.00000
156	Chennai	Construction of 22 individual houses in Chennai in Tiruvallur District (TC380333030418951)	07/08/2020	33.00	15	7	0	22	11	5	0	16	4	2	0	11	5	0	12.60000	4.20000	0.00000	5.40000	4.20000	0.00000	0.00000	0.00000	0.00000	3	1	3.30000	1.50000	0.00000
157	Chennai	Construction of 10 individual houses in Chennai in Tiruvallur District (TC380333030422821)	23/11/2021	15.00	10	0	0	10	10	0	0	10	0	0	0	10	0	0	6.00000	0.00000	0.00000	6.00000	0.00000	0.00000	0.00000	0.00000	0.00000	3	1	3.00000	0.00000	0.00000
158	Chennai	Construction of 138 individual houses in Chennai Municipality Phase IV (TC3803330303996)	29/06/2019	207.00	114	24	0	138	102	20	0	122	12	4	0	102	20	0	48.00000	13.80000	0.00000	88.80000	15.00000	0.00000	22.80000	5.40000	0.00000	3	2	7.80000	0.60000	0.00000
159	Chennai	Construction of 94 individual houses in non-slim urban poor families in Chennai in Tiruvallur District (TC38033303074099)	07/02/2018	141.00	70	24	0	94	67	23	0	90	3	1	0	67	23	0	46.80000	16.20000	0.00000	46.80000	16.20000	0.00000	10.50000	3.30000	0.00000	3	3	0.00000	0.00000	0.00000
160	Chennai	Construction of 59 houses at Chennai in Tiruvallur District (TC3803330304403)	25/01/2016	88.50	34	23	2	59	33	19	2	54	1	4	0	33	19	2	38.92390	7.88809	0.28600	13.7410	20.01191	2.11400	0.00000	0.00000	0.00000	3	1	9.90000	5.70000	0.60000
161	Chennai	Construction of 727 individual houses in Chennai in Tiruvallur District (TC3803330304974)	30/01/2019	1075.50	598	109	10	717	573	102	10	685	21	7	0	573	102	10	373.20000	69.20000	6.00000	345.60000	61.80000	6.00000	165.60000	30.30000	3.00000	3	3	0.30000	0.30000	0.00000

*Handwritten signature*

162	Combitore	Construction of 913 individual houses in Combitore Corporation U/A (7C380398405713911) 3363205888039848P271	29/08/2019	1369.50	792	121	0	913	755	111	0	866	35	10	0	755	111	0	517.20000	81.00000	0.00000	438.00000	65.40000	0.00000	217.20000	33.30000	0.00000	2.10000	-1.20000	0.00000		
163	Combitore	Construction of 100 individual houses in Anupraramam and Combitore U/A (7C38039840297171) 3363205888039848P199	23/11/2021	150.00	70	30	0	100	66	29	0	95	4	1	0	66	29	0	42.00000	18.00000	0.00000	42.00000	18.00000	0.00000	18.00000	0.00000	0.00000	19.80000	8.70000	0.00000		
164	Combitore	Construction of 100 individual houses in Combitore U/A (7C380398405713911) 3363205888039848P21	29/08/2019	150.00	63	37	0	100	63	36	0	99	0	1	0	63	36	0	39.00000	24.00000	0.00000	36.60000	20.40000	0.00000	18.90000	9.90000	0.00000	0.00000	0.90000	0.00000		
165	Combitore	Construction of 100 individual houses in Pillayarupam at Combitore District (7C38039840136681) 3363205888039848P16	30/01/2019	150.00	80	20	0	100	75	17	0	92	5	3	0	75	17	0	48.00000	12.00000	0.00000	48.00000	12.00000	0.00000	22.20000	5.10000	0.00000	0.00000	0.00000	0.00000		
166	Combitore	Construction of 100 individual houses in Podanur South and U/A (7C3803984033741) 3363205888039848P391	23/03/2022	150.00	86	14	0	100	64	10	0	74	21	4	0	64	10	0	51.00000	8.40000	0.00000	51.00000	8.40000	0.00000	0.00000	0.00000	0.00000	0.00000	0.00000	0.00000		
167	Combitore	Construction of 100 individual houses in Sundarajayam in Combitore Corporation and U/A (7C38039840340211) 3363205888039848P9021	23/03/2022	150.00	47	53	0	100	45	45	0	90	2	8	0	45	45	0	28.20000	31.80000	0.00000	28.20000	31.80000	0.00000	31.80000	0.00000	0.00000	0.00000	13.50000	0.00000		
168	Combitore	Construction of 100 individual houses in Veluvalli in Combitore Corporation and U/A (7C3803984033891) 3363205888039848P391	23/03/2022	150.00	41	50	9	100	36	46	8	90	5	3	1	36	46	8	24.60000	30.00000	5.40000	24.60000	29.40000	5.40000	0.00000	0.00000	0.00000	10.80000	13.20000	2.40000		
169	Combitore	Construction of 111 individual houses in Pillayarupam in Combitore District (7C38039840551021) 3363205888039848P35	27/12/2019	166.50	51	56	4	111	44	52	4	100	7	4	0	44	52	4	43.80000	43.80000	2.40000	19.80000	24.60000	2.40000	10.80000	14.40000	1.20000	0.00000	0.00000	0.00000		
170	Combitore	Construction of 144 individual houses in Malhal South Corporation and Combitore U/A (7C3803984041970) 3363205888039848P196	23/11/2021	218.00	54	90	0	144	45	77	0	122	9	13	0	45	77	0	32.40000	54.00000	0.00000	32.40000	54.00000	0.00000	54.00000	0.00000	0.00000	0.00000	0.00000	0.00000		
171	Combitore	Construction of 156 individual houses in Sengurupam and two other areas of Combitore Corporation (7C38039840419711) 3363205888039848P29	30/10/2017	234.00	143	13	0	156	134	11	0	145	9	1	0	134	11	0	85.80000	7.20000	0.00000	126.00000	10.80000	0.00000	0.00000	0.00000	0.00000	0.00000	0.00000	-0.30000	0.00000	
172	Combitore	Construction of 177 individual houses in Anupraramam U/A (7C38039840419711) 3363205888039848P31	20/01/2021	265.50	132	45	0	177	121	41	0	162	11	3	0	121	41	0	90.60000	29.40000	0.00000	67.80000	23.40000	0.00000	36.00000	11.70000	0.00000	3	2	0.30000	0.60000	0.00000
173	Combitore	Construction of 181 individual houses in Combitore Corporation East Zone (7C38039840297161) 3363205888039848P31	27/12/2019	271.50	96	85	0	181	92	81	0	173	4	4	0	92	81	0	67.20000	52.20000	0.00000	48.00000	49.80000	0.00000	27.80000	23.70000	0.00000	0.00000	0.60000	0.00000		
174	Combitore	Construction of 185 individual houses in Anupraramam (7C38039840550971) 3363205888039848P99	07/08/2020	277.50	140	45	0	185	128	41	0	169	12	4	0	128	41	0	91.80000	28.20000	0.00000	78.60000	25.80000	0.00000	36.00000	12.30000	0.00000	0.00000	0.00000	0.00000		
175	Combitore	Construction of 190 individual houses in Vinayapuram North Combitore Corporation and Local Planning Areas (7C38039840550941) 3363205888039848P21	14/09/2022	285.00	35	151	4	190	24	128	2	149	11	26	2	24	128	2	21.00000	96.00000	3.00000	21.00000	89.40000	2.40000	0.00000	0.00000	0.00000	0.00000	0.00000	30.30000	0.00000	
176	Combitore	Construction of 196 individual houses in Anupraramam U/A (7C38039840419711) 3363205888039848P21	23/01/2022	294.00	149	47	0	196	131	42	0	173	18	4	0	131	42	0	89.40000	28.20000	0.00000	89.40000	27.60000	0.00000	0.00000	0.00000	0.00000	39.30000	12.00000	0.00000		
177	Combitore	Construction of 196 individual houses in Anupraramam Phase II and Combitore Local Planning Areas (7C38039840550921) 3363205888039848P63	14/09/2022	294.00	160	36	0	196	131	29	0	160	28	7	0	131	29	0	97.80000	21.60000	0.00000	94.40000	21.60000	0.00000	0.00000	0.00000	0.00000	36.50000	8.70000	0.00000		
178	Combitore	Construction of 200 individual houses in Ganapathy North in Combitore Corporation and U/A (7C3803984033671) 3363205888039848P1591	23/03/2022	300.00	42	158	0	200	38	112	0	150	6	42	0	38	112	0	21.20000	93.60000	0.00000	26.40000	92.40000	0.00000	0.00000	0.00000	0.00000	0.00000	0.00000	32.40000	0.00000	
179	Combitore	Construction of 247 individual houses in Combitore Corporation Phase 8 in Combitore Corporation district (7C38039840299151) 3363205888039848P241	29/08/2019	370.50	190	57	0	247	179	52	0	231	11	5	0	179	52	0	143.40000	36.60000	0.00000	84.60000	31.80000	0.00000	53.40000	15.60000	0.00000	0.00000	0.00000	0.00000		
180	Combitore	Construction of 251 individual houses in Combitore U/A (7C38039840297481) 3363205888039848P20	28/06/2019	441.50	177	39	79	295	174	34	74	282	2	4	5	174	34	74	107.40000	24.00000	47.40000	103.80000	22.80000	47.40000	51.30000	8.70000	21.90000	3	2	0.90000	0.30000	

NS





201	Coimbatore	Construction of 76 individual houses in Sri Ram Nagar and Madhavara ( 7C3803984055299 ) ( 33632058803803848971 )	07/08/2020	114.00	58	18	0	76	55	15	0	70	3	3	0	55	15	0	45.00000	15.00000	0.00000	25.80000	6.60000	0.00000	15.30000	4.20000	0.00000	3	2	0.00000	0.30000	0.00000
202	Coimbatore	Construction of 858 individual houses in Coimbatore Corporation and LPA Ph II ( 7C3803984057141 ) ( 33632058803803848972 )	25/09/2019	1287.00	737	121	0	858	676	112	0	788	59	9	0	676	112	0	552.00000	78.00000	0.00000	340.80000	68.40000	0.00000	191.70000	33.60000	0.00000	3	2	0.00000	-1.20000	0.00000
203	Coimbatore	Construction of 91 individual houses in Aururua Nagar in Coimbatore Corporation ( 7C3803984052986 ) ( 33632058803803848973 )	20/01/2021	136.50	71	20	0	91	68	18	0	86	3	2	0	68	18	0	48.00000	12.00000	0.00000	38.40000	12.00000	0.00000	17.40000	5.40000	0.00000	3	3	1.80000	0.00000	0.00000
204	Coimbatore	Construction of 920 individual houses at Keralapuram and 17 other slums in Coimbatore Corporation ( 7C3803984052986 ) ( 33632058803803848973 )	22/11/2016	1865.00	827	80	3	910	772	78	3	853	46	2	0	772	78	3	568.80000	51.00000	0.00000	415.20000	45.00000	3.60000	225.90000	23.40000	0.90000	3	3	3.30000	0.00000	0.00000
205	Coimbatore	Construction of 83 individual houses in Sunkaralayarum Ph II, Coimbatore Corporation and Local Planning Area ( 7C3803984055116 ) ( 33632058803803848974 )	14/09/2022	139.50	46	47	0	93	41	40	0	81	5	7	0	41	40	0	27.60000	31.20000	0.00000	27.60000	28.20000	0.00000	0.00000	0.00000	3	1	12.30000	9.00000	0.00000	
206	Coimbatore	Construction of 94 individual houses in Venkateswara Nagar and Coimbatore Corporation and Local Planning Area ( 7C3803984055113 ) ( 33632058803803848975 )	14/09/2022	141.00	70	24	0	94	63	21	0	84	7	3	0	63	21	0	45.00000	15.00000	0.00000	42.00000	14.40000	0.00000	0.00000	0.00000	3	1	15.90000	5.70000	0.00000	
207	Coimbatore	Construction of 95 individual houses in Soveralayarum and Coimbatore LPA ( 7C3803984041999 ) ( 33632058803803848976 )	29/11/2021	142.50	56	39	0	95	50	35	0	85	6	4	0	50	35	0	33.60000	23.40000	0.00000	33.60000	23.40000	0.00000	0.00000	0.00000	3	1	15.00000	10.50000	0.00000	
208	Coimbatore	Construction of 95 individual houses in Soveralayarum and Coimbatore LPA ( 7C3803984041999 ) ( 33632058803803848976 )	14/09/2022	142.50	41	47	7	95	37	43	4	84	4	4	3	37	43	4	24.60000	28.80000	6.00000	24.60000	28.20000	4.20000	0.00000	0.00000	3	1	11.10000	12.30000	-0.60000	
209	Coimbatore	Construction of 96 individual houses in Gandhinagar Coimbatore Corporation and LPA Ph I ( 7C3803984041972 ) ( 33632058803803848977 )	20/01/2021	144.00	66	30	0	96	63	29	0	92	3	1	0	63	29	0	40.80000	18.60000	0.00000	38.40000	17.40000	0.00000	18.30000	8.40000	0.00000	3	2	0.60000	0.30000	0.00000
210	Coimbatore	Construction of 97 individual houses in Selpuram in Coimbatore Corporation and LPA ( 7C3803984055108 ) ( 33632058803803848978 )	23/03/2022	145.50	72	25	0	97	67	21	0	88	5	4	0	67	21	0	44.40000	15.00000	0.00000	43.20000	15.00000	0.00000	0.00000	0.00000	3	1	18.90000	6.30000	0.00000	
211	Coimbatore	Construction of 98 individual houses in Thiruvellar Nagar and Coimbatore LPA ( 7C3803984049711 ) ( 33632058803803848979 )	29/11/2021	147.00	73	25	0	98	71	23	0	94	2	1	0	71	23	0	48.80000	14.40000	0.00000	43.80000	14.40000	0.00000	0.00000	0.00000	3	1	21.30000	6.90000	0.00000	
212	Coimbatore	Construction of 106 individual houses in Uthadam and Kambur ( 7C3803984041932 ) ( 33632058803803848981 )	27/12/2019	273.00	141	45	0	186	134	42	0	176	6	3	0	134	42	0	87.00000	28.20000	0.00000	81.00000	25.80000	0.00000	39.60000	12.60000	0.00000	3	2	0.60000	0.30000	0.00000
213	Coimbatore	Manthalamalai Manimaran Koil street, Kurich Road Street ( 7C3803984022035 ) ( 33632058803803848982 )	21/12/2015	415.50	282	15	0	277	252	15	0	267	2	0	0	252	15	0	173.87000	0.00000	0.00000	149.40000	16.80000	0.00000	57.13000	5.70000	0.00000	3	3	0.00000	0.00000	0.00000
214	Coimbatore	Construction of 112 individual houses in Coimbatore Phase IV at Kaniyakumari district ( 7C3803917029930 ) ( 336320588038038178904 )	25/02/2019	168.00	99	18	0	112	92	19	0	105	7	0	0	92	19	0	66.00000	9.00000	0.00000	52.80000	6.60000	0.00000	25.20000	3.60000	0.00000	3	3	2.40000	0.30000	0.00000
215	Coimbatore	Construction of 83 individual houses at Coimbatore Municipality Phase III ( 7C3803917024225 ) ( 336320588038038178903 )	07/02/2018	124.50	70	13	0	83	66	12	0	78	4	1	0	66	12	0	50.40000	7.80000	0.00000	33.60000	7.80000	0.00000	19.20000	3.90000	0.00000	3	3	0.60000	0.30000	0.00000
216	Coimbatore	Construction of 24 individual houses in Coimbatore Phase IV ( 7C3803917047181 ) ( 336320588038038178902 )	20/01/2021	21.00	14	0	0	14	12	0	0	12	2	0	0	12	0	0	4.80000	0.00000	0.00000	12.00000	0.00000	0.00000	0.00000	0.00000	3	1	3.60000	0.00000	0.00000	
217	Coimbatore	Construction of 153 houses in Coimbatore Municipality Phase II in Kaniyakumari District under Beneficiaries led individual construction BLC Vertical IV HFA Utham ( 7C3803917024223 ) ( 336320588038038178902 )	24/07/2017	229.50	199	14	0	153	132	13	0	145	7	1	0	132	13	0	120.60000	10.20000	0.60000	46.20000	6.60000	-0.60000	39.00000	3.90000	0.00000	3	3	0.60000	0.30000	0.00000
218	Coimbatore	Construction of 150 individual houses for Non Slum urban poor families in Coimbatore Municipality ( 7C3803570035503 ) ( 3363105758803570035503 )	22/11/2016	285.00	70	119	1	190	66	114	1	181	4	5	0	66	114	1	96.00000	146.40000	0.00000	-15.00000	-3.60000	1.20000	19.20000	33.30000	0.30000	3	3	0.60000	0.30000	0.00000
219	Coimbatore	Construction of 50 individual houses for non-Slum urban poor families in Coimbatore Municipality, Nilgiris District ( 7C3803570033385 ) ( 33631105758803570033385 )	23/03/2022	45.00	3	27	0	30	3	19	0	22	0	8	0	3	19	0	1.80000	16.20000	0.00000	1.80000	16.20000	0.00000	0.00000	0.00000	3	1	0.90000	5.70000	0.00000	

Handwritten signature or mark.



220	Cuddalore	Construction of 146 individual houses for non slum urban poor families in urban poor families in Cuddalore Ph II (7C3803650029359) (7C3803650029359)	28/11/2018	219.00	91	55	0	146	81	45	0	128	7	10	0	81	45	0	102.00000	31.80000	0.60000	6.00000	34.20000	-0.60000	0.00000	0.00000	0.00000	0.00000	3	1	24.90000	13.50000	0.00000	0.00000
221	Cuddalore	Construction of 292 individual houses in Arunthapur Nagar and 3 Slum Ph-I in Cuddalore District, TN/UDR. (7C3803650057189) (7C3803650057189)	22/07/2016	438.00	222	69	1	292	207	58	1	286	14	11	0	207	58	1	133.20000	43.80000	0.60000	133.20000	43.80000	0.60000	0.00000	0.00000	12.60000	0.30000	3	0.00000	0.00000	0.00000	0.00000	
222	Cuddalore	Construction of 278 individual houses for urban poor families in Cuddalore Municipality (7C380365002284) (38570578980368902)	22/11/2016	867.00	450	122	6	578	372	96	5	473	61	23	1	372	96	5	2627.40000	837.60000	232.20000	-2091.00000	-691.20000	-225.00000	93.00000	24.60000	1.50000	3	3	1.80000	0.60000	0.00000	0.00000	
223	Demaniakottai	Construction of individual houses in Demaniakottai TP. (7C380365004794) (385105829303578951)	07/08/2020	96.00	46	18	0	64	41	17	0	58	5	1	0	41	17	0	29.40000	12.00000	0.00000	25.80000	9.60000	0.00000	12.00000	5.10000	0.00000	3	2	0.30000	0.00000	0.00000	0.00000	
224	Devanampatti	Construction of 25 individual houses in Devanampatti TP Ph II (7C380374023011) (3854054538807548952)	20/01/2021	37.50	16	9	0	25	15	5	0	20	1	4	0	15	5	0	9.60000	4.20000	0.00000	9.60000	6.60000	0.00000	0.00000	0.00000	0.00000	3	1	4.50000	1.50000	0.00000	0.00000	
225	Devakottai	Construction of 47 individual houses in Devakottai Municipality Ph III (7C3803734042392) (3852038318807348953)	20/01/2021	70.50	34	13	0	47	33	13	0	46	1	0	0	33	13	0	18.60000	3.60000	0.00000	22.20000	12.00000	0.00000	9.60000	3.60000	0.00000	3	2	0.30000	0.30000	0.00000	0.00000	
226	Devanahalli	Construction of 24 individual houses in Devanahalli TP. (7C3803559047377) (3851105758803589895)	27/12/2019	36.00	20	4	0	24	15	4	0	19	5	0	0	15	4	0	31.20000	18.60000	0.00000	-7.20000	-13.80000	0.00000	0.00000	0.00000	0.00000	3	1	4.50000	1.20000	0.00000	0.00000	
227	Dharmapuri	Construction of 28 individual houses in Dharmapuri TP. (7C380365003919) (3852038318803988903)	27/12/2019	43.50	23	6	0	29	19	6	0	25	4	0	0	19	6	0	9.00000	0.60000	0.00000	19.80000	6.60000	0.00000	0.00000	0.00000	0.00000	3	1	4.50000	1.80000	0.00000	0.00000	
228	Dharmapuri	Construction of 12 individual houses Under B.C For Non Slum Urban Poor Families in Dharmapuri Municipality (7C3804018042285) (38530502800488905)	29/08/2019	18.00	6	6	0	12	5	5	0	10	1	1	0	5	5	0	8.40000	5.40000	0.00000	-1.20000	1.80000	0.00000	0.00000	0.00000	0.00000	3	1	1.50000	1.50000	0.00000	0.00000	
229	Dharmapuri	Construction of 11 individual houses in Dharmapuri in Trooper District (7C3804018034465) (38530502800488904)	29/08/2019	16.50	7	4	0	11	5	3	0	8	2	1	0	5	3	0	8.40000	4.20000	0.00000	0.00000	0.60000	0.00000	0.00000	0.00000	0.00000	3	1	1.50000	0.90000	0.00000	0.00000	
230	Dharmapuri	Construction of 78 individual houses in Dharmapuri Phase-III at Thiropur district (7C3804018029775) (38530502800488903)	30/01/2019	117.00	47	31	0	78	45	27	0	72	2	4	0	45	27	0	13.80000	18.00000	0.00000	42.60000	19.20000	0.00000	12.90000	8.10000	0.00000	3	2	0.60000	0.00000	0.00000	0.00000	
231	Dharmapuri	Construction of 28 houses in Dharmapuri (7C3804018034465) (38530502800488903)	22/11/2018	99.00	19	7	0	26	15	6	0	21	4	1	0	15	6	0	11.40000	4.20000	0.00000	0.00000	-1.80000	0.00000	0.00000	0.00000	0.00000	3	1	15.90000	7.80000	0.00000	0.00000	
232	Dharmapuri	Construction of 24 individual houses in Dharmapuri LPA (7C3803650042812) (38530502800488903)	25/09/2019	321.00	214	0	0	214	199	0	0	199	14	0	0	199	0	0	45.60000	0.00000	0.00000	211.20000	0.00000	0.00000	0.00000	0.00000	0.00000	3	1	58.50000	0.00000	0.00000	0.00000	
233	Dharmapuri	Construction of 289 individual houses in Dharmapuri LPA (7C380365005428) (38530502800488903)	29/08/2019	433.50	286	3	0	289	261	3	0	264	24	0	0	261	3	0	192.00000	3.00000	0.00000	158.40000	0.60000	0.00000	67.50000	0.60000	0.00000	3	2	2.40000	0.30000	0.00000	0.00000	
234	Dharmapuri	Construction of 343 individual houses in Dharmapuri Ph II (7C3803650042814) (38530502800488902)	28/06/2019	514.50	242	101	0	343	228	93	0	321	14	8	0	228	93	0	150.00000	87.00000	0.00000	140.40000	34.20000	0.00000	68.10000	27.30000	0.00000	3	2	0.30000	0.60000	0.00000	0.00000	
235	Dharmapuri	Construction of 84 individual houses in Dharmapuri LPA (7C3803650052829) (38530502800488903)	23/03/2022	126.00	84	0	0	84	65	0	0	65	19	0	0	65	0	0	55.20000	0.00000	0.00000	45.60000	0.00000	0.00000	0.00000	0.00000	0.00000	3	1	19.50000	0.00000	0.00000	0.00000	
236	Dharmapuri	Construction of 82 individual houses in Dharmapuri (7C380365005063) (38530502800488903)	23/03/2022	138.00	90	2	0	92	80	2	0	82	10	0	0	80	2	0	58.80000	1.20000	0.00000	54.00000	1.20000	0.00000	0.00000	0.00000	0.00000	3	1	19.20000	0.60000	0.00000	0.00000	
237	Dharmapuri	Construction of 57 individual houses in Dharmapuri Municipality Ph-III (7C3803650057431) (38530502800488903)	14/09/2022	85.50	47	10	0	57	35	9	0	44	10	0	0	35	9	0	30.00000	6.00000	0.00000	30.00000	6.00000	0.00000	0.00000	0.00000	0.00000	3	1	4.50000	1.50000	0.00000	0.00000	
238	Dindigul	Construction of 147 individual houses in Dindigul Phase IV (7C380365002288) (3851205764803898906)	28/06/2019	220.50	134	13	0	147	111	13	0	124	23	0	0	111	13	0	75.60000	7.80000	0.00000	85.20000	7.80000	0.00000	0.00000	0.00000	0.00000	3	1	33.30000	3.90000	0.00000	0.00000	
239	Dindigul	Construction of 184 individual houses in Dindigul Ph VII (7C38035805537) (3851205764803898908)	29/06/2019	276.00	161	23	0	184	131	21	0	152	30	2	0	131	21	0	106.20000	13.80000	0.00000	88.20000	13.80000	0.00000	37.50000	6.30000	0.00000	3	2	0.60000	0.00000	0.00000	0.00000	
240	Dindigul	Construction of 212 individual houses in Dindigul Phase V (7C380365003560) (3851205764803898901)	21/12/2015	318.00	134	76	2	212	126	69	2	197	7	7	0	126	69	2	136.70000	35.96000	0.16000	-16.89000	138.85000	4.64000	77.02000	-43.81000	-2.10000	3	2	0.90000	1.80000	0.30000	0.30000	
241	Dindigul	Construction of 234 individual houses in Dindigul Phase VII (7C380358057484) (3851205764803898906)	23/11/2021	351.00	209	19	6	234	186	15	6	207	23	4	0	186	15	6	127.20000	11.40000	3.60000	125.40000	11.40000	3.60000	0.00000	0.00000	0.00000	3	1	54.00000	4.50000	1.80000	1.80000	

ML

242	Dindigul	Construction of 284 individual houses in Dindigul Phase I and PA I (7C38035890554461) (396120576480358989051)	30/07/2019	441.00	263	31	0	284	240	31	0	271	20	0	240	31	0	168.60000	21.60000	0.00000	161.40000	16.80000	0.00000	54.90000	7.80000	0.00000	3	2	-0.90000	0.30000	0.00000	
243	Dindigul	Construction of 380 individual houses at West Maryanahpuram (7C3803589042281) (396120576480358989051)	22/07/2016	570.00	292	88	0	380	269	75	0	344	20	13	0	269	75	0	179.40000	62.40000	0.60000	179.40000	62.40000	0.60000	63.90000	2.40000	-1.20000	3	3	4.80000	0.90000	0.00000
244	Dindigul	Construction of 347 individual houses for Non slum urban poor families in Dindigul Corporation (7C3803589055531) (396120576480358989051)	24/07/2017	820.50	379	165	3	547	321	130	2	453	54	34	1	321	130	2	360.00000	167.40000	3.00000	98.40000	33.00000	1.80000	87.00000	34.80000	-0.60000	3	2	0.90000	0.60000	0.00000
245	Dindigul	Construction of 34 individual houses in Dindigul Ph. V (7C3803590422911) (396120576480358989071)	29/08/2019	141.00	89	11	0	94	72	11	0	83	11	0	72	11	0	52.20000	7.80000	0.00000	41.40000	5.40000	0.00000	20.40000	3.90000	0.00000	3	2	1.20000	0.00000	0.00000	
246	Edappadi	Edappadi Phase II (7C3803458039901) (39608057388034589041)	25/09/2019	126.00	66	18	0	84	57	15	0	72	9	3	0	57	15	0	48.00000	5.40000	0.00000	31.20000	16.20000	0.00000	16.50000	4.50000	0.00000	3	2	0.60000	0.00000	0.00000
247	Edappadi	Construction of 130 individual houses at non slum urban poor families in Edappadi Municipality Phase II (7C38034560476731) (39608057388034569051)	07/02/2018	195.00	116	14	0	130	101	12	0	113	15	2	0	101	12	0	156.60000	17.40000	0.00000	-17.40000	-0.60000	0.00000	29.10000	3.60000	0.00000	3	3	1.20000	0.00000	0.00000
248	Edappadi	Construction of 24 individual houses in Edappadi Municipality Ph. VI (7C3803456042481) (39608057388034569051)	20/01/2021	36.00	24	0	0	24	22	0	0	22	2	0	0	22	0	0	18.60000	0.00000	0.00000	10.20000	0.00000	0.00000	0.00000	0.00000	0.00000	3	1	6.60000	0.00000	0.00000
249	Edappadi	Construction of 42 individual houses in Edappadi Ph. V (7C38034560476731) (39608057388034569051)	28/06/2019	64.50	40	3	0	43	35	2	0	37	5	1	0	35	2	0	22.20000	0.60000	0.00000	25.80000	3.00000	0.00000	0.00000	0.00000	0.00000	3	1	10.50000	0.60000	0.00000
250	Eraniel	Construction of 19 individual houses in Eraniel Phase I in Kanyakumari District-TN(UHOB) (7C38039100531451) (39629058280391009951)	07/08/2020	28.50	17	2	0	19	15	2	0	17	2	0	0	15	2	0	10.80000	1.20000	0.00000	10.80000	1.20000	0.00000	0.00000	0.00000	0.00000	3	1	3.80000	0.60000	0.00000
251	Erudu	Construction of 3 individual houses at Erudu Phase II (7C38035820242011) (39612057628035829961)	28/11/2021	4.50	3	0	0	3	3	0	0	3	0	0	0	3	0	0	1.80000	0.00000	0.00000	1.80000	0.00000	0.00000	0.00000	0.00000	0.00000	3	1	0.90000	0.00000	0.00000
252	Erudu	Construction of 135 individual houses in Keralai Nagar (7C3803442020341) (3961005753803428901)	21/12/2015	202.50	14	121	0	135	13	109	0	122	0	5	0	13	109	0	69.78000	22.79000	0.00000	-77.17000	148.57000	0.00000	26.89000	-1.86000	0.00000	3	3	0.00000	0.00000	0.00000
253	Erudu	Construction of 230 individual houses in Erudu Corporation (7C380354289041) (3961005753803428901)	25/09/2019	15.00	5	5	0	10	5	4	0	9	0	1	0	5	4	0	0.00000	1.80000	0.00000	6.00000	4.20000	0.00000	0.00000	0.00000	0.00000	3	1	1.50000	1.20000	0.00000
254	Erudu	Construction of 13 individual houses at Thendal Nagar and 25 other schemes in Erudu Corporation (7C38035420218471) (39610057538034289051)	24/04/2017	469.50	211	102	0	313	207	100	0	307	2	1	0	207	100	0	131.70000	186.60000	0.00000	113.80000	45.40000	0.00000	62.10000	30.00000	0.00000	3	2	0.00000	0.00000	0.00000
255	Erudu	Construction of 10 individual houses in Erudu Corporation Ph. VII in Erudu District (7C38035420340821) (39610057538034289281)	25/09/2019	15.00	3	7	0	10	2	5	0	7	2	1	0	2	5	0	2.40000	3.60000	0.00000	2.40000	3.60000	0.00000	0.00000	0.00000	0.00000	3	1	0.60000	1.50000	0.00000
256	Erudu	Construction of 10 individual houses in Erudu Corporation Zone I Ph. II (7C38035420341351) (39610057538034289281)	25/09/2019	15.00	3	7	0	10	2	5	0	7	1	2	0	2	5	0	1.80000	4.20000	0.00000	1.80000	4.20000	0.00000	0.00000	0.00000	0.00000	3	1	0.60000	1.50000	0.00000
257	Erudu	Construction of 139 individual houses in Erudu Corporation Ph. II in Erudu District (7C38035420341211) (39610057538034289281)	29/08/2019	178.50	61	58	0	119	59	56	0	115	2	1	0	59	56	0	39.00000	35.40000	0.00000	34.20000	33.00000	0.00000	17.70000	16.80000	0.00000	3	2	0.00000	0.00000	0.00000
258	Erudu	Construction of 184 individual houses at Keralai Nagar in Erudu Corporation (7C3803542022471) (39610057538034289281)	22/11/2016	276.00	164	20	0	184	151	18	0	169	11	2	0	151	18	0	106.20000	32.40000	0.00000	88.20000	-8.40000	0.00000	45.30000	5.40000	0.00000	3	3	0.00000	0.00000	0.00000
259	Erudu	Construction of 25 houses in Kollonai Phase II in Erudu (7C38035420341411) (39610057538034289181)	29/08/2019	37.50	10	15	0	25	7	12	0	19	2	3	0	7	12	0	6.90000	9.00000	0.00000	6.00000	9.00000	0.00000	0.00000	0.00000	0.00000	3	1	0.90000	3.80000	0.00000
260	Erudu	Construction of 252 individual houses 488 individual houses in Bharathipuram and 8 other slums in Erudu Corporation (7C38035420221851) (39610057538034289061)	24/07/2017	378.80	212	40	0	252	206	39	0	245	1	1	0	206	39	0	254.40000	38.40000	0.00000	-4.00000	9.60000	0.00000	61.80000	11.70000	0.00000	3	3	0.00000	0.00000	0.00000
261	Erudu	Construction of 38 individual houses at Keralai Nagar Ph II in Erudu district (7C380354203420111) (39610057538034289111)	30/01/2019	57.00	28	10	0	38	22	10	0	32	6	0	0	22	10	0	23.40000	7.20000	0.00000	10.20000	4.80000	0.00000	6.60000	2.70000	0.00000	3	3	0.00000	0.30000	0.00000
262	Erudu	Construction of 418 individual houses for Non slum urban poor families in Erudu Corporation Planning area Ph. II (7C38035420548251) (39610057538034289101)	23/06/2018	627.00	187	231	0	418	169	212	0	382	17	19	0	169	212	0	133.00000	178.80000	0.60000	89.40000	99.60000	-0.60000	48.50000	61.50000	0.00000	3	2	0.00000	0.90000	0.00000

*Handwritten signature*



263	Erode	Construction of 48 individual houses in Erode Phase V at Erode District (7C380542030434  )	30/01/2019	687.00	324	133	1	458	294	128	1	423	30	5	0	294	128	1	238.80000	112.80000	1.80000	150.00000	48.80000	-0.60000	87.90000	38.40000	0.30000	3	2	0.30000	0.00000	0.00000
264	Erode	Construction of 82 individual houses Erode Corporation Ph VII in Erode District (7C380534204218  )	26/06/2019	123.00	36	46	0	82	33	46	0	79	3	0	0	33	46	0	30.00000	28.80000	0.00000	13.20000	28.40000	0.00000	9.90000	13.20000	0.00000	3	2	0.00000	0.60000	0.00000
265	Erumathur	Construction of 80 individual houses in erumathur Phase-IV (7C380528052819  )	29/08/2019	120.00	47	33	0	80	44	23	0	67	3	10	0	44	23	0	39.00000	30.00000	0.00000	17.40000	9.60000	0.00000	0.00000	0.00000	3	1	13.20000	6.90000	0.00000	
266	Eruvudi	Construction of 40 individual houses in Eruvudi (7C380519047013  )	27/12/2019	60.00	34	6	0	40	25	5	0	30	9	1	0	25	5	0	27.60000	10.80000	0.60000	13.20000	-3.60000	-0.60000	0.00000	0.00000	3	1	7.50000	1.50000	0.00000	
267	Ethapur	Construction of 46 individual houses in Yethupur (7C38034702479  )	27/12/2019	69.00	46	0	0	46	40	0	0	40	6	0	0	40	0	0	10.80000	0.00000	0.00000	44.40000	0.00000	0.00000	0.00000	0.00000	3	1	12.00000	0.00000	0.00000	
268	Ettayapuram	Construction of 92 individual houses in Ettayapuram-TNH08 (7C380381803005  )	27/12/2019	138.00	65	27	0	92	65	27	0	92	0	0	0	65	27	0	63.60000	20.40000	0.00000	14.40000	12.00000	0.00000	19.20000	8.10000	0.00000	3	2	0.30000	0.00000	0.00000
269	Ethudaram	Construction of 28 individual houses in Ethudaram TP Ph II - TNH08 (7C3803890052401  )	20/01/2021	42.00	25	3	0	28	19	2	0	21	6	0	0	19	2	0	7.20000	0.60000	0.00000	25.20000	3.00000	0.00000	0.00000	0.00000	3	1	3.50000	-0.60000	0.00000	
270	Ganapathipura	Construction of 39 individual houses in Ganapathipura TP Ph - TNH08 (7C3803930024201  )	20/01/2021	58.50	39	0	0	39	34	0	0	34	5	0	0	34	0	0	16.20000	0.00000	0.00000	34.20000	0.00000	0.00000	0.00000	0.00000	3	1	6.60000	0.00000	0.00000	
271	Ganapurall	Construction of 18 individual houses in Ganapurall (7C38037803281904  )	27/12/2019	37.50	7	18	0	25	6	16	0	22	1	2	0	6	16	0	15.00000	0.00000	0.00000	-6.60000	21.60000	0.00000	0.00000	0.00000	3	1	1.80000	4.80000	0.00000	
272	Gingee	Construction of 10 individual houses in Gingee-TNH08 (7C380342504742  )	27/12/2019	15.00	7	3	0	10	6	3	0	9	1	0	0	6	3	0	6.00000	3.60000	0.00000	1.80000	0.00000	0.00000	0.00000	0.00000	3	1	1.80000	0.90000	0.00000	
273	Gingee	Construction of 40 individual houses in Gingee Phase I-TNH08 (7C3803425035215  )	27/12/2019	60.00	30	10	0	40	27	10	0	37	3	0	0	27	10	0	35.40000	24.60000	0.00000	0.60000	-12.60000	0.00000	7.50000	3.00000	0.00000	3	2	0.60000	0.00000	0.00000
274	Gobichettipalayam	Construction of 116 individual houses for non slum urban poor families at Gobichettipalayam Municipality Ph II (7C380352309725  )	25/09/2018	174.00	82	34	0	116	77	32	0	109	5	2	0	77	32	0	82.80000	37.20000	0.00000	15.60000	3.60000	0.00000	23.10000	9.30000	0.00000	3	2	0.00000	0.30000	0.00000
275	Gobichettipalayam	Construction of 28 individual houses in Gobichettipalayam Phase IV in Erode district (7C3803523046995  )	29/08/2019	42.00	23	5	0	28	22	5	0	27	1	0	0	22	5	0	12.00000	3.00000	0.00000	15.60000	3.00000	0.00000	0.00000	0.00000	3	1	6.00000	1.50000	0.00000	
276	Guddalur	Construction of 106 individual houses in non slum urban poor families in Guddalur Municipality Phase II (7C3803784027164  )	30/10/2017	159.00	87	16	3	106	85	16	3	104	2	0	0	85	16	3	52.20000	9.60000	1.80000	54.00000	10.20000	1.80000	23.70000	4.20000	0.90000	3	3	0.00000	0.00000	0.00000
277	Guddalur	Construction of 106 individual houses in Guddalur Municipality (7C380356005503  )	23/03/2022	159.00	0	105	1	106	0	78	1	79	0	27	0	0	78	1	0.00000	61.20000	0.60000	0.00000	63.00000	0.60000	0.00000	0.00000	0.00000	3	1	0.00000	25.20000	0.30000
278	Guddalur	Construction of 160 individual houses in Guddalur Municipality Phase IV (7C380378402399  )	29/08/2019	240.00	151	9	0	160	144	9	0	153	7	0	0	144	9	0	76.80000	4.20000	0.00000	104.40000	6.60000	0.00000	42.60000	2.40000	0.00000	3	2	0.60000	0.30000	0.00000
279	Guddalur	Construction of 148 individual houses for Non slum urban poor families in Guddalur municipality (7C380356005506  )	22/12/2016	282.00	120	68	0	188	101	53	0	154	18	15	0	101	53	0	209.40000	229.80000	4.20000	-64.20000	-147.00000	-4.20000	27.90000	14.70000	0.00000	3	3	0.00000	0.00000	0.00000
280	Guddalur	Construction of 49 individual houses in Guddalur TP (7C3803971030061  )	07/08/2020	73.50	19	15	15	49	19	13	13	45	0	2	2	19	13	13	11.40000	9.60000	9.00000	11.40000	8.80000	9.20000	5.40000	3.60000	3.60000	3	2	0.30000	0.30000	0.30000
281	Guddalur	Construction of 51 individual houses in Guddalur Municipality (7C3803560042469  )	07/08/2020	76.50	0	51	0	51	0	47	0	47	0	4	0	0	47	0	0.00000	15.00000	0.00000	0.00000	46.20000	0.00000	0.00000	0.00000	3	2	0.00000	0.60000	0.00000	
282	Guddalur	Construction of 78 individual houses for non slum urban poor families in Guddalur Municipality Phase II (7C3803960042461  )	27/04/2018	117.00	36	38	4	78	32	32	4	68	3	5	0	32	32	4	64.80000	41.80000	0.00000	-22.80000	4.20000	4.80000	9.30000	9.60000	1.20000	3	2	0.30000	-1.20000	0.00000
283	Gudiyatham	Construction of 113 BHC houses in Gudiyatham Municipality (7C380397503977  )	26/09/2018	169.50	51	61	1	113	46	51	0	97	3	8	0	46	51	0	32.40000	52.80000	0.60000	28.80000	20.40000	0.60000	0.00000	0.00000	3	1	21.40000	12.90000	-1.20000	
284	Gudiyatham	Construction of 48 individual houses in Gudiyatham Municipality Ph III (7C3803975042021  )	20/01/2021	72.00	37	11	0	48	33	11	0	44	4	0	0	33	11	0	22.80000	6.00000	0.00000	21.60000	7.20000	0.00000	9.60000	3.30000	0.00000	3	2	0.30000	0.00000	0.00000

Handwritten signature or mark.

285	Hour	Construction of 122 individual houses in Phase-IV at Kichmagri District (7C3803951042798 ) (3863105808039518P05 )	25/02/2019	183.00	89	33	0	122	81	29	0	110	7	4	0	81	29	0	69.00000	28.20000	0.00000	35.40000	12.60000	0.00000	25.50000	7.50000	0.00000	3	3	0.00000	0.00000	0.00000
286	Hour	Construction of 172 individual houses in Hour Ph - VI (7C3803951029959 ) (3863105808039518P07 )	27/12/2019	258.00	121	51	0	172	114	47	0	161	6	4	0	114	47	0	85.80000	37.20000	0.00000	58.20000	24.00000	0.00000	34.20000	14.10000	0.00000	3	2	0.00000	0.00000	0.00000
287	Hour	Construction of 27 HH for Non Slum urban poor families (7C3803951022442 ) (3863105808039518P02 )	22/11/2016	40.50	20	7	0	27	19	7	0	26	1	0	0	19	7	0	23.20000	192.60000	3.00000	-208.20000	-184.20000	-3.00000	5.40000	2.10000	0.00000	3	2	0.30000	0.00000	0.00000
288	Hour	Construction of 50 individual houses in Non Slum urban poor families (7C3803951022442 ) (3863105808039518P02 )	23/11/2021	45.00	18	12	0	30	14	10	0	24	3	2	0	14	10	0	10.80000	6.00000	0.00000	10.20000	7.20000	0.00000	0.00000	0.00000	0.00000	3	1	3.60000	4.20000	0.00000
289	Hour	Construction of 565 individual houses in Hour Phase-V (7C3803951042801 ) (3863105808039518P06 )	29/08/2019	847.50	328	237	0	565	310	223	0	533	18	14	0	310	223	0	203.40000	177.00000	0.00000	190.20000	107.40000	0.00000	93.00000	66.30000	0.00000	3	2	0.00000	0.60000	0.00000
290	Hour	Hour Phase-III (7C3803951035574 ) (3863105808039518P04 )	28/11/2018	108.50	43	28	0	71	40	21	0	61	2	6	0	40	21	0	35.40000	28.80000	0.00000	15.00000	3.60000	0.00000	11.70000	6.30000	0.00000	3	2	0.30000	0.00000	0.00000
291	Hour	Construction of 46 individual houses in Hour Ph - VI (7C38039510480179 ) (3862805873803848P03 )	27/12/2019	69.00	19	27	0	46	16	23	0	39	3	4	0	16	23	0	12.60000	17.40000	0.00000	10.20000	15.00000	0.00000	0.00000	0.00000	0.00000	3	1	4.80000	6.90000	0.00000
292	Hour	Construction of 15 individual houses in Hour Phase III TNJHCE (7C38039515023047 ) (386210818803238P52 )	20/01/2021	22.50	9	6	0	15	5	6	0	11	4	0	0	5	6	0	3.00000	3.60000	0.00000	7.80000	3.60000	0.00000	0.00000	0.00000	0.00000	3	1	1.50000	1.80000	0.00000
293	Hour	Construction of 157 individual houses for Non Slum urban poor families in Hour Phase IV (7C3803951022442 ) (3863105808039518P02 )	22/11/2016	235.50	108	47	2	157	96	41	1	188	10	6	1	96	41	1	120.00000	120.00000	0.00000	7.20000	-63.60000	2.40000	28.80000	12.30000	0.30000	3	2	0.00000	0.00000	0.00000
294	Hour	Construction of 1015 HH in Non Slum urban poor families (7C3803951045852 ) (3863105808039518P04 )	28/06/2019	109.50	66	7	0	73	60	6	0	66	6	1	0	60	6	0	40.20000	4.20000	0.00000	40.20000	4.20000	0.00000	16.80000	1.80000	0.00000	3	2	0.00000	0.00000	0.00000
295	Hour	Construction of 1015 HH in Non Slum urban poor families (7C3803951045852 ) (3863105808039518P04 )	22/11/2016	1524.00	885	118	13	1016	774	100	11	885	91	16	2	774	100	11	909.60000	280.80000	7.20000	147.60000	-139.20000	8.40000	209.70000	21.30000	3.30000	3	3	3.30000	0.30000	0.00000
296	Hour	Construction of 24 individual houses in Kadalwampati TN (7C3803951047862 ) (386280587378034518P04 )	27/12/2019	36.00	12	12	0	24	8	9	0	17	4	3	0	8	9	0	4.80000	5.40000	0.00000	9.60000	9.00000	0.00000	0.00000	0.00000	0.00000	3	1	2.40000	2.70000	0.00000
297	Hour	Construction of 178 individual houses in Kadalwampati Phase II in Tirunelveli district (7C380395103512 ) (3862805873803848P03 )	28/06/2019	264.00	102	69	5	176	99	64	5	168	3	5	0	99	64	5	69.60000	44.00000	3.00000	52.80000	38.40000	3.00000	28.80000	18.30000	1.50000	3	2	0.90000	0.90000	0.00000
298	Hour	Construction of 82 individual houses in Kalaiaad TN Ph - II - TNJHOB I (7C38039510305183 ) (3862805873803848P03 )	20/01/2021	123.00	59	14	9	82	39	12	8	59	20	2	1	39	12	8	32.40000	8.40000	5.40000	42.00000	8.40000	5.40000	0.00000	0.00000	0.00000	3	1	8.10000	3.60000	2.40000
299	Hour	Construction of 128 individual houses in Kalaipandam Phase-IV (7C3803951030631 ) (3862805873803848P04 )	29/08/2019	193.00	116	12	0	128	101	10	0	111	15	2	0	101	10	0	75.60000	10.20000	0.00000	78.00000	7.80000	0.00000	0.00000	0.00000	0.00000	3	1	15.90000	-0.60000	0.00000
300	Hour	Construction of 249 individual houses in Kallidakurichi in Tirunelveli district - TNJHOB (7C3803951030210 ) (3862805873803848P04 )	29/08/2019	373.50	223	26	0	249	218	25	0	243	5	1	0	218	25	0	142.20000	38.40000	0.00000	125.40000	-7.20000	0.00000	64.20000	7.50000	0.00000	3	3	1.20000	0.00000	0.00000
301	Hour	Construction of 117 individual houses in Kallidakurichi Town Panchayat Phase III (7C38039510308109 ) (3862805873803848P05 )	23/11/2021	175.50	115	2	0	117	103	2	0	105	12	0	0	103	2	0	73.20000	1.20000	0.00000	69.00000	1.20000	0.00000	0.00000	0.00000	0.00000	3	1	26.70000	0.60000	0.00000
302	Hour	Construction of 30 individual houses for Non Slum urban poor families in Kallidakurichi Municipality (7C380395104022395 ) (3862805873803848P01 )	22/11/2016	45.00	18	11	1	30	18	11	1	30	0	0	0	18	11	1	69.00000	60.60000	0.00000	-47.40000	-47.40000	1.20000	0.00000	0.00000	0.00000	3	1	5.40000	3.30000	0.30000
303	Hour	Construction of 55 individual houses in Kallidakurichi Municipality Phase III (7C38039510403472 ) (3862805873803848P03 )	28/11/2018	82.50	33	22	0	55	32	20	0	52	1	2	0	32	20	0	42.60000	56.60000	0.00000	-3.00000	-9.00000	0.00000	9.60000	4.80000	0.00000	3	3	0.00000	0.00000	0.00000
304	Hour	Construction of 58 individual houses in Kallidakurichi (7C38039510403476 ) (3862805873803848P04 )	29/08/2019	87.00	41	17	0	58	39	14	0	53	2	2	0	39	14	0	32.40000	12.00000	0.00000	16.80000	8.40000	0.00000	11.10000	4.20000	0.00000	3	2	0.60000	-1.20000	0.00000
305	Hour	Construction of 79 individual houses in Kalligumalai in Thoothukudi district - TNJHOB I (7C3803951042507 ) (3862705828038158P03 )	29/08/2019	118.50	52	26	1	79	52	26	1	79	0	0	0	52	26	1	44.40000	16.80000	0.60000	18.00000	14.40000	0.60000	15.30000	7.50000	0.30000	3	2	0.30000	0.30000	0.00000

APL





327	Karakkudi	Construction of 175 individual houses in Non Slum urban poor families in Karakudi Phase II (7C380373023774) (38E2205830007338P02)	07/02/2018	262.50	160	14	1	175	156	13	1	172	2	1	0	156	13	1	94.80000	3.00000	0.00000	97.20000	13.80000	1.20000	47.40000	3.60000	0.30000	3	0.00000	0.30000	0.00000	
328	Karakkudi	Construction of 56 individual houses for Non slum urban poor families in Karakudi Municipality (7C38037302214) (38E2205830007338P02)	22/11/2016	84.00	50	6	0	56	49	5	0	54	0	1	0	49	5	0	39.00000	12.60000	0.00000	19.80000	-5.40000	0.00000	14.70000	1.50000	0.00000	3	0.00000	0.00000	0.00000	
329	Karamda	Construction of 134 houses in Karamda Town Panchayat in Kombikone DE (7C380392037504) (38E2205830007338P01)	22/11/2016	201.00	69	65	0	134	56	42	0	98	12	20	0	56	42	0	41.40000	39.00000	0.00000	-92.40000	-141.60000	0.00000	0.00000	0.00000	0.00000	3	1	149.40000	189.60000	0.00000
330	Karamda	Construction of 23 individual houses in Karamda Tr I (7C38039202012) (38E2205830007338P03)	27/12/2019	42.00	11	13	4	28	11	10	4	25	0	3	0	11	10	4	14.40000	13.20000	3.00000	-1.20000	2.40000	1.80000	3.30000	2.70000	1.20000	3	2	0.00000	0.30000	0.00000
331	Karamda	Construction of 48 individual houses in Karam- phase II (Town Panchayat) (7C380392036151) (38E2205830007338P02)	24/04/2017	72.00	21	26	1	48	19	23	1	43	2	3	0	19	23	1	12.60000	18.60000	0.60000	13.80000	12.60000	0.60000	4.50000	6.90000	0.30000	3	3	0.00000	0.00000	0.00000
332	Karambakkudi	Construction of 49 individual houses in Karambakkudi Phase III (7C380373054853) (38E2205830007338P52)	20/01/2021	73.50	46	3	0	49	46	2	0	48	0	1	0	46	2	0	22.80000	1.80000	0.00000	33.60000	1.80000	0.00000	12.60000	0.60000	0.00000	3	2	0.00000	0.00000	0.00000
333	Karambakkudi	Construction of 93 individual houses in Karambakkudi phase V in pudukottai district (7C380373054854) (38E2205830007338P05)	25/09/2019	139.50	54	39	0	93	47	33	0	80	7	6	0	47	33	0	35.40000	12.60000	0.00000	-29.40000	36.60000	0.00000	0.00000	0.00000	0.00000	3	1	14.10000	7.50000	0.00000
334	Kariyatti	Construction of 25 individual houses in Kariyatti town Panchayat (7C380373051246) (38E2205830007338P51)	07/06/2020	37.50	20	5	0	25	20	4	0	24	0	1	0	20	4	0	12.00000	3.00000	0.00000	12.00000	3.00000	0.00000	0.00000	0.00000	0.00000	3	1	6.00000	1.20000	0.00000
335	Karunadu	Construction of 18 individual houses in Karunadu (7C380393042380) (38E2205830007338P01)	25/09/2019	57.00	19	19	0	38	19	18	0	37	0	1	0	19	18	0	6.00000	6.00000	0.00000	16.80000	16.20000	0.00000	0.00000	0.00000	0.00000	3	1	5.70000	5.40000	0.00000
336	Karungudi	Construction of 18 individual houses in Karungudi Tr Ph-I - TNHUB (7C380393042380) (38E2205830007338P05)	20/01/2021	27.00	15	3	0	18	15	2	0	17	0	1	0	15	2	0	2.40000	0.00000	0.00000	15.60000	3.60000	0.00000	3.90000	0.60000	0.00000	3	2	0.60000	0.00000	0.00000
337	Karur	Construction of 100 individual houses in Non slum urban poor families in Karur Municipality Phase I (7C3803607055034) (38E2205830007338P01)	22/11/2016	150.00	31	69	0	100	30	51	0	81	1	18	0	30	51	0	54.00000	84.00000	0.00000	-16.80000	1.20000	0.00000	8.70000	15.00000	0.00000	3	2	0.30000	-2.10000	0.00000
338	Karur	Construction of 22 individual houses in Karur I/A Phase in Karur District (7C3803607055037) (38E2205830007338P03)	29/08/2019	181.00	69	53	0	122	56	48	0	104	13	5	0	56	48	0	49.80000	36.00000	0.00000	39.00000	28.80000	0.00000	10.80000	12.60000	0.00000	3	2	0.00000	0.60000	0.00000
339	Karur	Construction of 159 individual houses for Non slum urban poor families in Karur Municipality Phase II (7C3803607055040) (38E2205830007338P04)	25/06/2018	238.50	116	42	1	159	109	38	1	148	6	3	0	109	38	1	92.40000	33.00000	0.60000	-46.80000	16.20000	0.60000	31.50000	11.40000	0.30000	3	2	0.00000	0.00000	0.00000
340	Karur	Construction of 68 individual houses in Karur Municipality and I/A Phase II (7C3803607055038) (38E2205830007338P01)	25/09/2019	252.00	90	78	0	168	79	64	0	143	11	14	0	79	64	0	11.40000	3.60000	0.00000	99.00000	91.20000	0.00000	0.00000	0.00000	0.00000	3	1	21.90000	18.00000	0.00000
341	Karur	Construction of 174 individual houses in Karur Phase V at Karur District (7C3803607055039) (38E2205830007338P05)	30/01/2019	261.00	148	26	0	174	140	24	0	164	8	1	0	140	24	0	108.80000	18.60000	0.00000	82.80000	13.80000	0.00000	36.00000	4.50000	0.00000	3	2	0.00000	0.30000	0.00000
342	Karur	Construction of 63 individual houses in Karur Phase VI at Karur District (7C3803607055048) (38E2205830007338P05)	25/02/2019	94.50	47	16	0	63	43	15	0	58	4	1	0	43	15	0	31.80000	10.20000	0.00000	25.80000	10.20000	0.00000	0.00000	0.00000	0.00000	3	1	11.70000	3.30000	0.00000
343	Karur	Construction of 70 individual houses in Karur Phase VII in Karur District (7C3803607055047) (38E2205830007338P03)	29/08/2019	105.00	51	19	0	70	43	18	0	61	8	1	0	43	18	0	31.80000	12.00000	0.00000	30.60000	12.00000	0.00000	11.70000	4.20000	0.00000	3	2	0.00000	0.00000	0.00000
344	Karur	Construction of 68 individual houses at Karur Phase VII in Karur District (7C3803607055043) (38E2205830007338P02)	28/06/2019	131.00	69	19	0	88	66	15	0	81	3	4	0	66	15	0	47.40000	14.40000	0.00000	99.00000	9.60000	0.00000	16.20000	3.00000	0.00000	3	2	0.00000	0.30000	0.00000
345	Kasibayam	Construction of 15 individual houses in Kasibayam in Erode district (7C380352016857) (38E2205830007338P01)	29/08/2019	22.50	10	5	0	15	9	4	0	13	1	1	0	9	4	0	6.00000	3.00000	0.00000	6.00000	3.00000	0.00000	0.00000	0.00000	0.00000	3	1	2.70000	1.20000	0.00000
346	Kasibayam	Construction of 17 individual houses in Kasibayam in Erode district (7C380352016857) (38E2205830007338P03)	29/08/2019	25.50	12	5	0	17	10	3	0	13	2	2	0	10	3	0	9.00000	3.00000	0.00000	5.40000	3.00000	0.00000	0.00000	0.00000	0.00000	3	1	3.00000	0.90000	0.00000
347	Kasibayam	Construction of 40 individual houses in Kasibayam in VT (7C380352016223) (38E2205830007338P05)	25/09/2019	60.00	31	9	0	40	26	8	0	34	5	1	0	26	8	0	27.00000	11.40000	0.00000	10.20000	-0.60000	0.00000	0.00000	0.00000	0.00000	3	1	7.80000	2.40000	0.00000

Handwritten signature or mark.



348	Kaveripattanam	Construction of 86 B.L.C House Hold in Kaveripattanam Town Panichayat in Rampani District (7C380390002004) (3860500215803808953)	07/08/2020	129.00	76	10	0	86	75	7	0	82	1	3	0	75	7	0	42.00000	18.00000	0.00000	49.20000	-6.00000	0.00000	18.90000	1.80000	0.00000	3	2	3.60000	0.30000	0.00000
349	Kaveripattanam	Construction of 58 Individual Houses in Kaveripattanam Town Panichayat Phase-II (7C3803955042841) (3861008918039589202)	27/12/2019	87.00	21	37	0	58	19	22	0	41	2	15	0	19	22	0	22.80000	39.00000	0.00000	2.40000	5.40000	0.00000	0.00000	0.00000	0.00000	3	1	5.70000	6.60000	0.00000
350	Kaveripattanam	Construction of 468 Individual Houses for non slum urban poor families in Kaveripattanam Municipality (7C3803846029465) (38620088808288901)	30/10/2017	702.00	345	97	26	468	318	90	22	430	25	7	4	318	90	22	206.40000	58.20000	15.60000	285.60000	61.20000	5.40000	13.20000	22.20000	16.20000	3	2	1.80000	1.80000	0.60000
351	Kaveripattanam	Construction of 49 Individual Houses in Kaveripattanam Municipality Phase II (38620088808288901)	20/01/2021	71.50	36	13	0	49	34	11	0	45	2	2	0	34	11	0	22.20000	7.20000	0.00000	21.00000	8.40000	0.00000	9.60000	3.80000	0.00000	3	2	0.60000	0.00000	0.00000
352	Kaveripattanam	Construction of 23 Individual Houses in Kaveripattanam Municipality (38620088808288901)	27/12/2019	34.50	19	3	1	23	19	3	1	23	0	0	0	19	3	1	12.60000	1.80000	0.60000	11.40000	1.80000	0.60000	0.00000	0.00000	0.00000	3	1	4.50000	0.90000	0.30000
353	Keelakara	Construction of 455 Individual Houses in Non slum urban poor families in Keelakara Municipality (7C3803812022209) (38605080808128901)	22/11/2016	682.50	442	6	7	455	335	5	5	345	107	1	2	335	5	5	856.40000	71.40000	18.00000	-306.00000	-64.20000	-9.60000	0.00000	0.00000	0.00000	3	1	100.50000	1.50000	1.50000
354	Keeranangam	Construction of 27 Individual Houses in Keeranangam Phase IV At pudukottai district (7C380372041883) (386100844803728904)	30/01/2019	40.50	16	11	0	27	16	9	0	25	0	2	0	16	9	0	16.20000	1.20000	0.00000	6.60000	12.00000	0.00000	1.20000	2.70000	0.00000	3	3	0.00000	0.00000	0.00000
355	Keeranur	Construction of 15 Individual Houses in Keeranur Phase II (7C380371023040) (386100838083719952)	20/01/2021	22.50	11	4	0	15	9	4	0	13	2	0	0	9	4	0	0.00000	1.80000	0.00000	13.20000	3.00000	0.00000	0.00000	0.00000	0.00000	3	1	2.70000	1.20000	0.00000
356	Keeratti	Construction of 27 Individual Houses in Keeratti TP (7C3803879202955) (38606728002428903)	27/12/2019	40.50	9	18	0	27	8	14	0	22	1	4	0	8	14	0	4.80000	9.00000	0.00000	6.00000	12.00000	0.00000	0.00000	0.00000	0.00000	3	1	2.40000	4.20000	0.00000
357	Kembanaden	Construction of 16 Individual Houses in Kembanadenpalayam Ph IV at Erode district (7C3803506029730) (3861005748803508904)	25/02/2019	24.00	12	4	0	16	11	4	0	15	1	0	0	11	4	0	9.00000	3.00000	0.00000	5.40000	1.80000	0.00000	3.30000	0.90000	0.00000	3	2	0.00000	0.30000	0.00000
358	Kembanaden	Construction of 17 Individual Houses in Kembanadenpalayam Ph V in erode district (7C380350604238) (3861005748803508903)	28/06/2019	25.50	12	5	0	17	12	4	0	16	0	1	0	12	4	0	9.00000	3.00000	0.00000	5.40000	3.00000	0.00000	0.00000	0.00000	0.00000	3	1	3.60000	1.20000	0.00000
359	Kembanaden	Construction of 44 Individual Houses in Kembanadenpalayam phase VII (7C380350604235) (3861005748803508902)	25/09/2019	66.00	26	18	0	44	24	17	0	41	2	1	0	24	17	0	16.20000	12.00000	0.00000	15.00000	9.60000	0.00000	6.90000	5.10000	0.00000	3	2	0.30000	0.00000	0.00000
360	Kembanaden	Construction of 16 Individual Houses in Kembanadenpalayam phase VI (7C380350604231) (3861005748803508901)	29/08/2019	37.50	10	15	0	25	10	14	0	24	0	1	0	10	14	0	12.00000	12.00000	0.00000	0.00000	6.00000	0.00000	0.00000	0.00000	0.00000	3	1	3.00000	4.20000	0.00000
361	Kilundu	Construction of 14 Individual Houses in Kilunduah TP (7C380357303030) (3861005798005738951)	07/08/2020	21.00	0	14	0	14	0	12	0	12	0	2	0	0	12	0	0.00000	18.00000	0.00000	0.00000	-1.20000	0.00000	0.00000	0.00000	0.00000	3	1	0.00000	3.60000	0.00000
362	Kilundu	Construction of 72 Individual Houses in Kilunduah TP (7C380357303083) (3861005798005738952)	07/08/2020	108.00	2	69	1	72	2	58	1	61	0	10	0	2	58	1	3.00000	50.40000	6.60000	-0.60000	31.20000	-5.40000	0.60000	15.90000	0.00000	3	2	0.00000	1.50000	0.30000
363	Kilivoor	Construction of 71 Individual Houses in Kilivoor (7C380389200049) (3862008818038928906)	27/12/2019	106.50	67	4	0	71	59	4	0	63	8	0	0	59	4	0	42.60000	2.40000	0.00000	37.80000	2.40000	0.00000	17.10000	1.20000	0.00000	3	2	0.60000	0.00000	0.00000
364	Kilivoor	Construction of 23 Individual Houses in Kilivoor TP Ph II - TNJHDB (7C380389202388) (3862008818038928905)	20/01/2021	34.50	22	1	0	23	19	1	0	20	3	0	0	19	1	0	7.80000	0.00000	0.00000	18.60000	2.40000	0.00000	0.00000	0.00000	0.00000	3	1	5.70000	-0.90000	0.00000
365	Kodialam	Construction of 360 Individual Houses in Kodialam Non poor families in Kodialam (7C380385022131) (386200768035958901)	22/11/2016	240.00	112	48	0	160	103	45	0	148	9	3	0	103	45	0	364.20000	117.80000	1.80000	-229.80000	-70.20000	-1.80000	30.60000	13.50000	0.00000	3	3	0.30000	0.00000	0.00000
366	Kodialam	Construction of 90 Individual Houses in Kodialam Phase III (7C3803955042311) (386200768035958903)	28/06/2019	135.00	68	22	0	90	57	19	0	76	11	3	0	57	19	0	42.00000	9.00000	0.00000	39.60000	17.40000	0.00000	16.50000	5.40000	0.00000	3	2	0.60000	0.30000	0.00000
367	Kodumudi	Construction of 9 Individual Houses in Kodumudi (7C380355604271) (38610057538035568905)	27/12/2019	13.50	7	2	0	9	7	1	0	8	0	1	0	7	1	0	4.80000	1.20000	0.00000	3.60000	1.20000	0.00000	0.00000	0.00000	0.00000	3	1	2.10000	0.30000	0.00000
368	Kolthupalayam	Construction of 56 Individual Houses in Kolthupalayam TP (7C38040704935) (386300902004078905)	25/09/2019	54.00	20	16	0	36	18	16	0	34	2	0	0	18	16	0	26.40000	6.00000	0.00000	-2.40000	13.20000	0.00000	0.00000	0.00000	0.00000	3	1	5.40000	4.80000	0.00000
369	Kolthur	Construction of 13 Individual Houses in Kolthur (7C380343042957) (38608027680343042957)	27/12/2019	19.50	12	1	0	13	10	1	0	11	2	0	0	10	1	0	15.00000	1.20000	0.00000	-0.60000	0.00000	0.00000	0.00000	0.00000	0.00000	3	1	3.00000	0.30000	0.00000
370	Kollincode	Construction of 28 Individual Houses in Kollincode TP Ph I - TNJHDB (7C3803880030329) (38620092881803889952)	20/01/2021	61.50	31	10	0	41	30	9	0	39	1	1	0	30	9	0	14.40000	0.60000	0.00000	32.40000	12.60000	0.00000	0.00000	0.00000	0.00000	3	1	-0.60000	1.50000	0.00000

*Handwritten signature*

371	Konaraingal	Construction of 17 individual houses in Konaraingal TP Phase IV (7C38040330423291)	25/09/2019	28.50	14	3	0	17	12	3	0	15	2	0	0	12	3	0	10.20000	0.60000	0.00000	6.60000	3.00000	0.00000	0.00000	0.00000	0.00000	3	1	3.60000	0.90000	0.00000
372	Kombai	Construction of 15 individual houses in Kombai (7C3803776019801)	25/09/2019	22.50	11	4	0	15	11	4	0	15	0	0	0	11	4	0	6.00000	0.00000	0.00000	7.20000	4.80000	0.00000	0.00000	0.00000	0.00000	3	1	3.30000	1.20000	0.00000
373	Kongapuram	Construction of 22 individual houses in Kongapuram (7C38034570429581)	25/09/2019	38.00	19	3	0	22	17	2	0	19	2	1	0	17	2	0	11.40000	1.80000	0.00000	11.40000	1.80000	0.00000	0.00000	0.00000	0.00000	3	1	5.10000	0.60000	0.00000
374	Kotapatti	Construction of 6 individual houses in Kotapatti TP (7C38030945010161)	07/08/2020	24.00	0	16	0	16	0	15	0	15	0	1	0	0	15	0	0.00000	16.80000	0.00000	0.00000	2.40000	0.00000	0.00000	0.00000	0.00000	3	1	0.00000	4.50000	0.00000
375	Kotnaralur	Construction of 38 individual houses in Kotnaralur TP Phase in Kanyakumari District - TNUHDI (7C3803090075031)	07/08/2020	57.00	35	3	0	38	29	3	0	32	6	0	0	29	3	0	22.20000	1.80000	0.00000	21.00000	1.80000	0.00000	0.00000	0.00000	0.00000	3	1	7.50000	0.90000	0.00000
376	Kottalupam	Construction of 20 individual houses in Kottalupam Phase-II TNUHDI (7C38034290471441)	27/12/2019	30.00	20	0	0	20	16	0	0	16	4	0	0	16	0	0	29.40000	0.60000	0.00000	-5.40000	-0.60000	0.00000	0.00000	0.00000	0.00000	3	1	4.80000	0.00000	0.00000
377	Kottalupam	Construction of 8 individual houses in Kottalupam Phase I (7C38034290352181)	27/12/2019	12.00	8	0	0	8	7	0	0	7	1	0	0	7	0	0	16.80000	1.20000	0.00000	-7.20000	-1.20000	0.00000	0.00000	0.00000	0.00000	3	1	2.10000	0.00000	0.00000
378	Kottur	Construction of 57 individual houses in Kottur TP (7C3804009212531)	27/12/2019	85.50	52	5	0	57	37	4	0	41	15	1	0	37	4	0	64.80000	10.20000	0.00000	-2.40000	-4.20000	0.00000	0.00000	0.00000	0.00000	3	1	11.10000	1.20000	0.00000
379	Kovipatti	Construction of 73 individual houses in Kovipatti (7C38035140421671)	27/12/2019	109.50	68	5	0	73	67	5	0	72	1	0	0	67	5	0	52.20000	4.80000	0.00000	29.40000	1.20000	0.00000	0.00000	0.00000	0.00000	3	2	2.10000	0.00000	0.00000
380	Kovipatti	Construction of 230 individual houses in Non-urban poor families at Kovipatti Municipality Phase II (7C38038140734881)	24/07/2017	345.00	200	16	14	230	199	16	14	229	1	0	0	199	16	14	178.80000	92.40000	85.20000	61.20000	-73.20000	-68.40000	0.00000	0.00000	0.00000	3	3	0.30000	0.00000	0.00000
381	Kovipatti	Construction of 440 individual houses for non-urban poor families in Kovipatti Municipality (7C38038140427891)	22/11/2016	660.00	367	40	13	440	364	60	13	437	3	0	0	364	60	13	440.40000	109.80000	26.40000	0.00000	-37.80000	-10.80000	0.00000	0.00000	0.00000	3	0	0.90000	0.00000	0.00000
382	Krishnagiri	Construction of 235 HH for Non-Slim Urban poor families (7C38039540427891)	22/11/2016	352.50	214	21	0	235	196	18	0	214	16	3	0	196	18	0	1004.40000	247.20000	6.60000	-748.80000	-222.00000	4.60000	57.60000	0.00000	0.00000	3	0	0.00000	0.00000	0.00000
383	Krishnagiri	Construction of 72 individual houses in Krishnagiri Phase-III (7C380340402791)	29/08/2019	406.50	222	49	0	271	198	44	0	242	24	5	0	198	44	0	175.20000	40.80000	0.00000	91.20000	18.00000	0.00000	0.00000	0.00000	0.00000	3	2	1.20000	0.00000	0.00000
384	Krishnagiri	Construction of 28 individual houses in Krishnagiri Municipality Ph IV (7C38039540427901)	20/01/2021	42.00	21	7	0	28	18	4	0	22	3	3	0	18	4	0	10.20000	1.80000	0.00000	15.00000	6.60000	0.00000	0.00000	0.00000	0.00000	3	1	5.40000	1.20000	0.00000
385	Krishnarayapuram	Construction of 25 individual houses in Krishnarayapuram TP Phases III at Karur District (7C38036110138601)	30/01/2019	37.50	0	14	11	25	0	12	11	23	0	2	0	12	11	0	0.00000	8.40000	6.60000	0.00000	8.40000	6.60000	0.00000	0.00000	0.00000	3	1	0.00000	3.60000	3.30000
386	Krishnarayapuram	Construction of 54 individual houses at Krishnarayapuram Phase V in Karur District (7C38036110421101)	28/06/2019	81.00	39	15	0	54	37	15	0	52	2	0	0	37	15	0	28.80000	12.00000	0.00000	21.00000	6.00000	0.00000	0.00000	0.00000	0.00000	3	1	11.10000	4.50000	0.00000
387	Kudalur	Construction of 23 individual houses in Kudalur (7C3803770299851)	25/09/2019	34.50	16	7	0	23	14	4	0	18	2	1	0	14	4	0	10.80000	1.80000	0.00000	8.40000	6.60000	0.00000	0.00000	0.00000	0.00000	3	1	4.20000	1.20000	0.00000
388	Kudalur	Construction of 17 individual houses in Kudalur Phase III (7C3803534141)	29/08/2019	25.50	14	3	0	17	13	3	0	16	1	0	0	13	3	0	15.00000	3.00000	0.00000	1.80000	0.60000	0.00000	0.00000	0.00000	0.00000	3	1	3.90000	0.90000	0.00000
389	Kudalur	Construction of 35 individual houses in Kudalur Ph. VII (7C3803534043151)	25/09/2019	52.50	30	5	0	35	25	2	0	27	5	3	0	25	2	0	21.00000	3.60000	0.00000	9.00000	2.40000	0.00000	0.00000	0.00000	0.00000	3	1	7.50000	0.60000	0.00000
390	Kulihalai	Construction of 24 individual houses in Kulihalai Phase IV in Karur District (7C38036130298531)	29/08/2019	36.00	13	11	0	24	12	10	0	22	1	1	0	12	10	0	6.60000	7.20000	0.00000	9.00000	6.00000	0.00000	0.00000	0.00000	0.00000	3	2	0.00000	0.30000	0.00000
391	Kulihalai	Construction of 31 individual houses in Kulihalai Phase III at Karur District (7C38036130297501)	30/01/2019	46.50	21	10	0	31	18	6	0	24	3	4	0	18	6	0	12.60000	7.20000	0.00000	12.60000	4.80000	0.00000	0.00000	0.00000	0.00000	3	1	5.40000	1.80000	0.00000
392	Kulihalai	Construction of 36 individual houses in Non-urban poor families in Kulihalai Municipality Ph II (7C38036130304171)	25/06/2018	54.00	15	21	0	36	12	19	0	31	2	2	0	12	19	0	12.00000	18.00000	0.00000	4.80000	7.20000	0.00000	0.00000	0.00000	0.00000	3	1	3.60000	5.70000	0.00000

net



393	Kuththai	Construction of 43 individual houses in Non slum urban poor families in Kuththai Municipality (7C380361802379) (3861305771808189P01)	22/11/2016	64.50	29	14	0	43	26	14	0	40	3	0	0	26	14	0	23.40000	9.00000	0.00000	11.40000	7.80000	0.00000	7.20000	3.90000	0.00000	3	2	0.60000	0.30000	0.00000
394	Kunrapalayam	Construction of 29 individual houses in Kunrapalayam Municipality Phase II (7C3803482035184) (3860907458034828P02)	07/02/2018	418.50	248	11	0	279	263	11	0	274	4	0	0	263	11	0	478.20000	20.40000	0.60000	-157.80000	-7.20000	-0.60000	-78.90000	3.00000	0.00000	3	3	0.00000	0.30000	0.00000
395	Kunrapalayam	Construction of 46 individual houses in Kunrapalayam Municipality (3860923288235828P01)	25/09/2019	69.00	36	10	0	46	30	9	0	39	6	1	0	30	9	0	2.40000	0.00000	0.00000	42.00000	12.00000	0.00000	0.00000	0.00000	0.00000	3	1	7.80000	2.70000	0.00000
396	Kunrapalayam	Construction of 27 individual houses in Kunrapalayam Phase in Kanayakumari District - THUNDR (7C3803902053241) (3862905882309028P51)	07/08/2020	40.50	20	7	0	27	18	7	0	25	1	0	0	18	7	0	13.80000	4.20000	0.00000	10.20000	4.20000	0.00000	0.00000	0.00000	0.00000	3	1	4.20000	2.10000	0.00000
397	Kumbakonam	Construction of 410 individual houses for non slum urban poor families in Kumbakonam Municipality Phase III (PA area) (7C3803697022832) (3860008118036978P03)	30/10/2017	615.00	309	85	16	410	269	65	13	347	38	19	3	269	65	13	184.80000	51.00000	9.60000	276.00000	70.20000	12.60000	0.00000	0.00000	0.00000	3	1	-11.70000	-0.90000	0.90000
398	Kumbakonam	Construction of 415 individual houses in Kumbakonam Phase IV at Thanjavur district (7C3803697041882) (3860008118036978P03)	30/10/2019	622.50	239	176	0	415	200	150	0	350	38	26	0	200	150	0	155.40000	27.60000	0.00000	199.80000	217.20000	0.00000	0.00000	0.00000	0.00000	3	1	-9.60000	11.40000	0.00000
399	Kumbakonam	Construction of 43 individual houses at Kumbakonam Municipality Phase II (3860008118036978P01)	29/05/2017	64.50	34	9	0	43	32	6	0	38	2	2	0	32	6	0	130.20000	17.40000	0.00000	93.00000	18.00000	0.00000	0.00000	0.00000	3	1	87.60000	-24.00000	0.00000	
400	Kumbakonam	Construction of 97 houses in Kumbakonam municipality phase III in Thanjavur district (7C3803697041880) (3862008118036978P05)	28/06/2019	145.50	97	0	0	97	82	0	0	82	14	0	0	82	0	0	60.00000	0.00000	0.00000	56.40000	0.00000	0.00000	0.00000	0.00000	3	1	23.40000	0.00000	0.00000	
401	Kundarthur	Construction of 121 individual houses in Kundarthur Town Panchayat (7C3803341034389) (386020702833418P01)	18/02/2017	181.50	48	72	1	121	41	47	1	89	7	25	0	41	47	1	48.60000	91.20000	0.00000	9.00000	-4.80000	1.20000	0.00000	0.00000	0.00000	3	1	12.30000	14.10000	0.30000
402	Kurmpalad	Construction of 62 individual houses in Kurmpalad TP THUNDR (7C38036951042170) (386020702833418P01)	27/12/2019	93.00	44	18	0	62	34	15	0	49	10	2	0	34	15	0	42.60000	17.40000	0.00000	10.20000	4.20000	0.00000	0.00000	0.00000	3	1	10.20000	3.30000	0.00000	
403	Kurumbalur	Construction of 146 individual houses in Kurumbalur Panchayat district (7C3803482035184) (3861305771808189P01)	29/08/2019	219.00	86	56	4	146	77	54	2	133	9	2	2	77	54	2	49.20000	55.40000	2.40000	54.00000	31.80000	2.40000	22.80000	16.20000	0.60000	3	2	0.30000	0.00000	0.00000
404	Kuththai	Construction of 85 individual houses for Non slum urban poor families at Kuththai Municipality (7C3803686023285) (3861305771808189P01)	22/11/2016	127.50	4	81	0	85	4	71	0	75	0	10	0	4	71	0	69.00000	201.00000	0.00000	-44.20000	-103.80000	0.00000	1.20000	20.70000	0.00000	3	3	0.00000	0.60000	0.00000
405	Kuththai	Construction of 85 individual houses in Non slum urban poor families in urban poor families in Kuththai ph III (7C3803686023285) (3861305771808189P01)	28/11/2018	127.50	47	38	0	85	34	29	0	63	13	9	0	34	29	0	14.80000	45.60000	0.00000	21.60000	0.00000	0.00000	0.00000	0.00000	3	1	10.20000	8.70000	0.00000	
406	Kuththai	Construction of 70 individual houses at Kuththai Municipality Phase III (7C3803686024243) (38629058818036868P02)	07/02/2018	105.00	56	14	0	70	48	14	0	62	7	0	0	48	14	0	50.40000	6.00000	0.00000	15.60000	10.80000	0.00000	14.40000	4.20000	0.00000	3	3	0.00000	0.00000	0.00000
407	Kuththai	Construction of 146 houses at Kuththai Municipality Phase III in Kuththai District under B.C.Village/HEA Urban (7C3803686024243) (38629058818036868P02)	24/07/2017	219.00	133	13	0	146	122	13	0	135	9	0	0	122	13	0	122.40000	10.80000	0.60000	36.00000	4.80000	-0.60000	36.00000	3.90000	0.00000	3	3	-0.60000	0.00000	0.00000
408	Kuththai	Construction of 17 individual houses in Kuththai Municipality Ph.V (7C3803686023286) (38629058818036868P02)	20/01/2021	25.50	16	1	0	17	14	1	0	15	2	0	0	14	1	0	4.20000	0.60000	0.00000	18.60000	0.60000	0.00000	0.00000	0.00000	3	1	0.60000	0.30000	0.00000	
409	Kuththai	Construction of 81 individual houses in Kuththai Phase IV at Kanayakumari district (7C3803686029298) (38629058818036868P04)	23/02/2019	121.50	68	13	0	81	60	13	0	73	8	0	0	60	13	0	49.80000	6.00000	0.00000	31.80000	9.00000	0.00000	17.10000	3.60000	0.00000	3	3	0.90000	0.30000	0.00000
410	Lalgudi	Construction of 21 individual houses in Lalgudi Town Panchayat - III (3861305771808189P01)	24/04/2017	31.50	14	7	0	21	13	6	0	19	1	1	0	13	6	0	7.80000	4.80000	0.00000	9.00000	8.40000	0.00000	0.00000	0.00000	3	1	3.90000	-3.00000	0.00000	
411	Lalgudi	Construction of 43 individual houses in Lalgudi THUNDR (7C3803690421213) (38617072805648P03)	27/12/2019	49.50	31	2	0	33	30	1	0	31	1	1	0	30	1	0	34.80000	1.20000	0.00000	2.40000	1.20000	0.00000	7.80000	0.30000	0.00000	3	2	1.20000	0.00000	0.00000

Nil

412	Madhukulam	Construction of 18 individual houses in Madhukulam TP Phase 51 (38630907860282802)	25/09/2019	27.00	16	2	0	18	15	2	0	17	1	0	0	15	2	0	10.20000	0.60000	0.00000	9.00000	1.80000	0.00000	0.00000	0.00000	0.00000	0.00000	3	1	4.50000	0.60000	0.00000
413	Madhukulam	Construction of 46 individual houses in Madhukulam phase 3 at Tripur District (7C380032042371) (38630907860282802)	30/01/2019	69.00	41	5	0	46	35	4	0	39	6	1	0	35	4	0	26.40000	1.80000	0.00000	24.00000	4.20000	0.00000	9.30000	1.20000	0.00000	3	3	0.00000	0.00000	0.00000	
414	Madhukulam	Construction of 65 individual houses for non slum urban poor families in Madhukulam Town Panchayat (7C380032042384) (38630907860282802)	30/10/2017	97.50	32	31	2	65	29	28	2	59	0	1	0	29	28	2	18.00000	17.40000	1.20000	24.00000	24.60000	1.20000	1.50000	1.20000	0.60000	3	3	0.00000	0.00000	0.00000	
415	Madhukulam	Construction of 91 individual houses in Kotharam and 4 other schemes in Madhukulam (7C380032042391) (38630907860282802)	22/11/2016	186.50	56	35	0	91	50	31	0	81	4	4	0	50	31	0	24.60000	34.20000	0.00000	41.40000	7.80000	0.00000	13.80000	9.30000	0.00000	3	3	0.00000	0.00000	0.00000	
416	Madhukulam	Construction of 50 houses in madhukulam town panchayat - Phase II in Combatore district (7C3800396002152) (38632089880996802)	24/04/2017	75.00	26	24	0	50	21	20	0	41	5	3	0	21	20	0	15.60000	12.00000	0.00000	15.60000	16.60000	0.00000	6.00000	4.80000	0.00000	3	2	0.30000	0.00000	0.00000	
417	Madhukulam	Construction of 66 individual houses in Madhukulam TP (7C3800396002014) (38632089880996804)	27/12/2019	99.00	49	17	0	66	45	15	0	60	4	2	0	45	15	0	27.60000	1.20000	0.00000	31.20000	19.20000	0.00000	13.50000	3.90000	0.00000	3	2	0.00000	0.60000	0.00000	
418	Madhukulam	Construction of 110 individual houses in Madhukulam and UA Phase VIII (7C3800754034633) (3863090841803748809)	23/03/2022	165.00	109	1	0	110	87	0	0	87	21	1	0	87	0	0	65.40000	0.60000	0.00000	65.40000	0.60000	0.00000	0.00000	0.00000	0.00000	3	1	24.90000	0.00000	0.00000	
419	Madhukulam	Construction of 161 individual houses in Anna Nagar Metro Thero and 12 other schemes in Madurai Corporation (7C3800754047264) (3863090841803748809)	24/07/2017	241.50	148	121	1	161	145	12	1	138	2	0	0	145	121	1	110.40000	8.40000	0.60000	66.00000	6.00000	0.60000	43.50000	3.60000	0.30000	3	3	0.00000	0.00000	0.00000	
420	Madhukulam	Construction of 139 individual houses in Madurai Corporation and UA Phase VIII (7C3800754047257) (3863090841803748809)	23/11/2021	298.50	186	13	0	199	177	13	0	190	9	0	0	177	13	0	111.60000	7.80000	0.00000	111.60000	7.80000	0.00000	0.00000	0.00000	0.00000	3	1	51.10000	3.90000	0.00000	
421	Madhukulam	Construction of 202 individual houses at Madurai Corporation and UA Phase XI (7C3800754047259) (3863090841803748809)	23/11/2021	303.00	185	17	0	202	179	15	0	194	6	2	0	179	15	0	111.00000	10.20000	0.00000	111.00000	10.20000	0.00000	0.00000	0.00000	0.00000	3	1	51.70000	4.50000	0.00000	
422	Madurai	Construction of 210 individual houses at Madurai Corporation and UA Phase K (7C3800754047264) (3863090841803748809)	23/11/2021	315.00	206	4	0	210	181	1	0	182	25	3	0	181	1	0	123.60000	2.40000	0.00000	123.60000	2.40000	0.00000	0.00000	0.00000	0.00000	3	1	54.30000	0.30000	0.00000	
423	Madurai	Construction of 214 individual houses in Anupandal and 3 other schemes in Madurai Corporation (7C3800754027121) (3863090841803748809)	09/05/2017	321.00	202	11	1	214	201	11	1	213	1	0	0	201	11	1	121.20000	6.60000	0.60000	145.20000	9.00000	0.60000	36.30000	0.90000	0.30000	3	3	0.00000	0.00000	0.00000	
424	Madurai	Construction of 320 individual houses at Madurai Corporation and UA Phase VIII (7C3800754047266) (3863090841803748809)	23/11/2021	358.50	229	10	0	239	198	6	0	204	31	4	0	198	6	0	137.40000	6.00000	0.00000	137.40000	6.00000	0.00000	0.00000	0.00000	0.00000	3	1	59.40000	1.80000	0.00000	
425	Madurai	Construction of 330 individual houses in Mallapattana and Ponnani AO Colony (7C3800754047243) (3863090841803748809)	26/05/2016	480.00	258	36	26	320	246	36	26	308	6	0	0	246	36	26	203.40000	0.00000	0.00000	101.40000	40.80000	31.20000	71.40000	13.20000	7.80000	3	3	0.00000	0.00000	0.00000	
426	Madurai	Construction of 333 individual houses in Villapuram 3 other wards in Madurai Corporation (7C3800754030988) (3863090841803748809)	24/07/2017	499.50	333	0	0	333	329	0	0	329	3	0	0	329	0	0	235.20000	0.00000	0.00000	163.20000	0.00000	0.00000	98.70000	0.00000	0.00000	3	3	0.00000	0.00000	0.00000	
427	Madurai	Construction of 341 individual houses in Madhukulam and ward no. 24/95/96/100 of Madurai Corporation (7C3800754022151) (3863090841803748809)	22/11/2016	511.50	272	68	1	341	264	64	1	329	5	4	0	264	64	1	156.60000	154.20000	0.00000	166.20000	72.60000	1.20000	79.20000	19.20000	0.30000	3	3	0.00000	0.00000	0.00000	
428	Madurai	Construction of 350 individual houses in Madurai Corporation UA Ph VI (7C3800754047255) (3863090841803748809)	20/01/2021	705.00	448	22	0	470	409	17	0	426	38	5	0	409	17	0	247.80000	7.20000	0.00000	289.80000	19.20000	0.00000	0.00000	0.00000	0.00000	3	1	121.50000	5.10000	0.00000	
429	Madurai	Construction of 505 individual houses in Madurai Corporation and UA Ph VII (7C3800754047252) (3863090841803748809)	20/01/2021	757.50	495	10	0	505	456	10	0	446	39	0	0	456	10	0	204.60000	6.00000	0.00000	389.40000	6.00000	0.00000	135.00000	3.00000	0.00000	3	3	1.80000	0.00000	0.00000	
430	Madurai	Construction of 6568 individual houses in non slum urban poor families in Madurai Corporation (7C3800754047244) (3863090841803748809)	30/10/2017	9852.00	5440	1105	23	6568	4818	959	10	5787	598	142	13	4818	959	10	3252.00000	661.20000	13.80000	3943.20000	719.40000	16.20000	713.80000	228.00000	0.30000	3	3	15.60000	0.30000	0.00000	
431	Madurai	Construction of 826 individual houses in Madurai Corporation and UA Phase IV (7C3800754029821) (3863090841803748809)	29/08/2019	1239.00	750	76	0	826	684	68	0	752	64	8	0	684	68	0	462.60000	47.40000	0.00000	436.20000	43.80000	0.00000	203.40000	20.40000	0.00000	3	3	0.60000	0.00000	0.00000	

gpc



432	Malleswara m	Construction of 18 individual houses in Malleswara Ph I (7C3803481049221) 33609075458034818P021	25/09/2019	174.00	104	12	0	116	92	11	0	103	12	1	0	92	11	0	69.00000	11.40000	0.00000	55.80000	3.00000	0.00000	27.00000	3.00000	0.00000	3	2	0.60000	0.30000	0.00000
433	Malleswara m	Construction of 26 individual houses in Malleswaram TP Ph III (7C3803481049231) 33609075458034818P521	20/01/2021	39.00	21	5	0	26	20	5	0	25	1	0	0	20	5	0	12.60000	1.80000	0.00000	12.60000	4.20000	0.00000	0.00000	0.00000	0.00000	3	1	6.00000	1.50000	0.00000
434	Marulpet	Construction of 39 individual houses in Marulpet Phase I (7C380350282941) 336090754580350282941	27/12/2019	28.50	11	8	0	19	8	8	0	16	3	0	0	8	8	0	10.80000	7.20000	0.00000	2.40000	2.40000	0.00000	0.00000	0.00000	0.00000	3	1	2.40000	2.40000	0.00000
435	Maranahalli #	Construction of 21 individual houses in Maranahalli TP Ph - TNHDB (7C38037803045101) 3362205828037803045101	27/04/2018	13.50	6	7	0	13	5	7	0	12	1	0	0	5	7	0	4.20000	4.80000	0.00000	4.20000	4.80000	0.00000	0.30000	0.90000	0.00000	3	2	0.00000	0.00000	0.00000
436	Maranahalli #	Construction of 21 individual houses in Maranahalli (7C38037803042971) 3362205828037803042971	27/12/2019	31.50	16	5	0	21	14	5	0	19	2	0	0	14	5	0	6.60000	3.00000	0.00000	12.60000	3.00000	0.00000	3.60000	1.50000	0.00000	3	2	0.60000	0.00000	0.00000
437	Marappara	Construction of 187 individual houses for non slum Marappara Municipality (7C3803502829411) 3361460751803502829411	30/10/2017	289.50	148	32	7	187	147	31	7	185	1	1	0	147	31	7	88.80000	19.20000	4.20000	93.00000	22.20000	4.80000	39.90000	6.30000	1.50000	3	2	0.00000	0.00000	0.00000
438	Marappara #	Construction of 25 individual houses in Marappara Phase VI (7C3803502829411) 3361460751803502829411	20/01/2021	37.50	13	12	0	25	12	12	0	24	1	0	0	12	12	0	7.80000	3.60000	0.00000	7.80000	10.80000	0.00000	0.00000	0.00000	0.00000	3	1	3.60000	3.60000	0.00000
439	Maranahalli #	Construction of 25 individual houses in Maranahalli TP Ph - TNHDB (7C3803910042001) 33620582803910042001	20/01/2021	19.50	11	2	0	13	11	2	0	13	0	0	0	11	2	0	4.80000	0.00000	0.00000	8.40000	2.40000	0.00000	0.00000	0.00000	0.00000	3	1	3.30000	0.60000	0.00000
440	Maranahalli #	Construction of 254 individual houses in Maranahalli in Thiruvelli district - TNHDB (7C380368030091) 33628058280368030091	29/08/2019	381.00	196	58	0	254	169	41	0	210	27	0	189	41	0	129.00000	52.20000	0.00000	106.20000	17.40000	0.00000	0.00000	0.00000	0.00000	0.00000	3	1	50.70000	12.30000	0.00000
441	Maranahalli #	107 individual houses in maranahalliphas I (7C38036870262501) 3361905808036870262501	29/08/2019	160.50	85	19	3	107	69	10	0	79	16	9	3	69	10	0	74.40000	30.00000	6.00000	27.60000	-7.20000	-2.40000	0.00000	0.00000	0.00000	3	1	20.70000	3.00000	0.00000
442	Maranahalli #	Construction of 134 individual houses in Non Slum urban poor families in urban poor families in Maranahalli ph II (7C3803687026431) 336190580803687026431	28/11/2018	201.00	107	25	2	134	97	25	2	124	10	0	0	97	25	2	103.80000	29.40000	1.80000	24.60000	0.60000	0.60000	28.50000	7.50000	0.60000	3	3	0.60000	0.00000	0.00000
443	Maranahalli #	Construction of 26 individual houses in Maranahalli Municipality Ph IV (7C38036870271361) 3361905808036870271361	20/01/2021	114.00	69	7	0	76	58	5	0	63	11	2	0	58	5	0	38.40000	3.60000	0.00000	48.20000	4.80000	0.00000	0.00000	0.00000	0.00000	3	1	12.60000	1.50000	0.00000
444	Maranahalli #	Construction of 88 individual houses for non slum urban poor families in Maranahalli ph III table (7C3803620426051) 336190580803620426051	26/09/2018	137.00	57	31	0	88	51	30	0	81	5	1	0	51	30	0	62.40000	52.80000	0.00000	6.00000	-15.60000	0.00000	13.80000	8.70000	0.00000	3	3	0.30000	0.30000	0.00000
445	Maranahalli #	Construction of 142 individual houses in Maranahalli nagar ph III (7C3803620308111) 336190580803620308111	25/06/2018	213.00	89	50	3	142	84	49	2	135	5	1	1	84	49	2	82.20000	71.40000	1.80000	24.60000	-11.40000	1.80000	24.90000	13.50000	0.60000	3	2	0.30000	1.20000	0.00000
446	Maranahalli #	Construction of 149 individual houses in Kadambur and a other schemes at Maranahalli Nagar Municipality in Maranahalli District (7C3803620771811) 336190580803620771811	24/07/2017	223.50	0	149	0	149	0	139	0	139	0	9	0	0	139	0	35.40000	147.60000	3.00000	-35.40000	30.00000	-3.00000	0.00000	40.50000	0.00000	3	3	0.00000	1.20000	0.00000
447	Maranahalli #	Construction of 122 individual houses in Maranahalli nagar (7C3803620406061) 336190580803620406061	25/09/2019	258.00	72	100	0	172	69	94	0	163	3	6	0	69	94	0	50.40000	75.60000	0.00000	36.00000	44.40000	0.00000	20.10000	27.00000	0.00000	3	3	0.60000	1.20000	0.00000
448	Maranahalli #	Construction of 60 individual houses for Non slum poor families (7C38036202952811) 3361905808036202952811	27/04/2018	90.00	21	39	0	60	20	37	0	57	1	2	0	20	37	0	12.00000	28.20000	0.00000	12.00000	28.20000	0.00000	7.20000	0.90000	0.00000	3	3	0.00000	0.60000	0.00000
449	Maranahalli #	Maranahalli Phase-IV (7C38039400353661) 3363005808039400353661	29/08/2019	46.50	27	4	0	31	22	3	0	25	5	1	0	22	3	0	25.20000	3.00000	0.00000	7.20000	1.80000	0.00000	0.00000	0.00000	3	1	6.00000	0.90000	0.00000	
450	Marunpur	Construction of 33 individual houses in Marunpur TP Ph II - TNHDB (7C380392505240511) 3362058280392505240511	20/01/2021	49.50	33	0	0	33	29	0	0	29	4	0	0	29	0	0	18.00000	0.00000	0.00000	24.00000	0.00000	0.00000	0.00000	0.00000	0.00000	3	1	6.30000	0.00000	0.00000
451	Mecheri	Construction of 65 individual houses in Mecheri (7C3803216003480931) 3360907545803216003480931	27/12/2019	97.50	65	0	0	65	56	0	0	56	9	0	0	56	0	0	39.00000	0.00000	0.00000	39.00000	0.00000	0.00000	0.00000	0.00000	0.00000	3	1	16.80000	0.00000	0.00000
452	Melechuvai	Construction of 174 individual houses in Melechuvai in Thiruvelli district - TNHDB (7C3803700020711) 336280582803700020711	29/08/2019	261.00	114	60	0	174	104	59	0	137	10	7	0	104	59	0	75.00000	45.60000	0.00000	61.80000	26.40000	0.00000	30.30000	15.00000	0.00000	3	2	0.90000	0.90000	0.00000

RC

453	Melachchukkan Melachchathapuram Ph II	Construction of 20 individual houses in 7C3803761020011   33524054428037518P07	27/12/2019	30.00	13	7	0	20	13	7	0	20	0	0	13	7	0	7.80000	3.60000	0.00000	7.80000	4.80000	0.00000	0.00000	0.00000	0.00000	0.00000	3	1	3.90000	2.10000	0.00000
454	Melagalam	Construction of 58 individual houses in Melagalam - TN/UDH   7C3803835001961   3352802822803898P03	27/12/2019	57.00	25	13	0	38	24	12	0	36	1	0	24	12	0	16.20000	10.20000	0.00000	13.80000	5.40000	0.00000	6.90000	3.60000	0.00000	3	2	0.30000	0.00000	0.00000	
455	Melathirupam Muthur	Construction of 20 individual houses in Melathirupam Phase II THSCB   7C3803705030481   3352802818803098P21   7C3803741022051   33523058358037418P03	20/01/2021	30.00	10	10	0	20	9	8	0	17	1	2	0	9	8	0	6.00000	4.20000	0.00000	6.00000	7.80000	0.00000	0.00000	0.00000	3	1	2.70000	2.40000	0.00000	
456	Melur	Construction of 231 houses in all wards of Melur Municipality   7C3803741022051   33523058358037418P03	22/11/2016	348.50	232	1	0	233	216	0	0	216	15	1	0	216	0	0	295.80000	64.20000	0.00000	-18.60000	-63.00000	0.00000	64.50000	0.00000	0.00000	3	3	0.30000	0.00000	0.00000
457	Melur	Construction of 113 individual houses in non sum urban poor families in Melur Municipality Phase II   7C38037410240981   33523058358037418P03	07/02/2018	169.50	72	40	1	113	70	39	1	110	2	1	0	70	39	1	57.00000	26.40000	0.60000	57.00000	26.40000	0.60000	4.90000	6.90000	0.30000	3	2	0.30000	0.00000	0.00000
458	Melur	Construction of 134 individual houses in non sum urban poor families in Melur Phase II   (7C38037410294051   33523058358037418P03	27/04/2018	201.00	119	15	0	134	112	10	0	122	7	5	0	112	10	0	55.80000	37.80000	0.00000	54.60000	37.80000	0.00000	64.50000	-54.60000	0.00000	3	2	1.50000	0.00000	0.00000
459	Melur	Construction of 82 individual houses for non sum urban poor families at Melur Municipality Ph IV   (7C3803741029407   33523058358037418P04	25/06/2018	123.00	75	7	0	82	72	0	0	72	3	7	0	72	0	0	4.20000	9.60000	0.00000	85.80000	-1.20000	0.00000	21.30000	0.00000	0.00000	3	2	0.30000	0.00000	0.00000
460	Melutharam	Construction of 143 individual houses in Melutharam Phase - III   7C3803816046981   3352052148038368P03	27/12/2019	214.50	119	24	0	143	109	22	0	131	10	2	0	109	22	0	101.40000	18.00000	0.00000	41.40000	10.80000	0.00000	31.80000	6.30000	0.00000	3	2	0.90000	0.30000	0.00000
461	Melutharam	Construction of 463 HH in Non urban poor families   (7C380386024351   3352052148038368P03	22/11/2016	694.50	427	36	0	463	402	31	0	433	23	5	0	402	31	0	576.00000	25.80000	0.00000	-63.60000	17.40000	0.00000	117.60000	9.20000	0.00000	3	3	0.60000	0.30000	0.00000
462	Melupalayam	Construction of 124 individual houses for non sum urban poor families at Melupalayam   (7C3803961057161   33514057748036188P04	24/07/2017	186.00	22	84	18	124	21	73	17	111	1	11	1	73	17	0	67.80000	103.20000	20.40000	-40.20000	-1.20000	1.20000	6.60000	20.40000	5.10000	3	3	-1.50000	0.30000	0.00000
463	Melupalayam	Construction of 128 individual houses in Melupalayam Ph V   7C38039610479641   335205289039318P04	28/06/2019	192.00	104	23	1	128	95	19	1	115	9	4	0	95	19	1	91.80000	28.80000	0.00000	33.00000	-1.20000	1.20000	28.20000	5.10000	0.30000	3	2	0.30000	0.60000	0.00000
464	Melupalayam	Construction of 38 individual houses for Non sum urban poor families in Melupalayam Municipality   7C38039610479641   335205289039318P04	22/11/2016	57.00	11	25	2	38	10	21	2	33	0	4	0	10	21	2	32.40000	0.00000	0.00000	-20.40000	30.00000	2.40000	3.00000	6.00000	0.60000	3	3	0.00000	0.30000	0.00000
465	Melupalayam	Construction of 38 individual houses in Melupalayam Ph IV   7C38039610549211   335205289039318P03	29/08/2019	57.00	19	19	0	38	18	16	0	34	1	3	0	18	16	0	25.80000	25.80000	0.00000	-1.80000	-3.00000	0.00000	4.20000	4.80000	0.00000	3	2	0.00000	0.00000	0.00000
466	Melupalayam	Construction of 42 individual houses in Melupalayam   (7C38039618041891   33514057748036188P06	27/12/2019	63.00	28	14	0	42	25	12	0	37	3	2	0	25	12	0	18.00000	12.00000	0.00000	4.80000	0.00000	0.00000	7.20000	3.60000	0.00000	3	2	0.30000	0.00000	0.00000
467	Melupalayam	Construction of 50 individual houses for non sum urban poor families in Melupalayam phase IV in trichy district   7C380396180114161   33514057748036188P06	26/09/2018	75.00	35	15	0	50	33	13	0	46	2	2	0	33	13	0	21.00000	8.40000	0.00000	21.00000	9.60000	0.00000	9.90000	3.60000	0.00000	3	2	0.00000	0.30000	0.00000
468	Melupalayam	Construction of 50 individual houses in Melupalayam Phase VIII   7C38039610339801   335205289039318P04	23/09/2022	75.00	32	18	0	50	23	14	0	37	9	4	0	23	14	0	19.20000	10.80000	0.00000	18.60000	10.80000	0.00000	0.00000	0.00000	0.00000	3	1	7.50000	4.20000	0.00000
469	Melur	Construction of 15 individual houses in Melur Municipality Ph III   7C3803446042611   335205289039318P03	20/01/2021	24.00	16	0	0	16	15	0	0	15	0	0	0	15	0	0	15.60000	0.00000	0.00000	3.60000	0.00000	0.00000	0.00000	0.00000	0.00000	3	1	3.30000	0.00000	0.00000
470	Melur	Construction of 306 individual houses in Non Sum area Melur   7C3803446042611   335205289039318P03	22/11/2016	459.00	233	73	0	306	221	71	0	292	11	2	0	221	71	0	849.00000	331.80000	1.80000	-570.60000	-244.20000	-1.80000	66.00000	21.30000	0.00000	3	3	0.30000	0.00000	0.00000
471	Modakurichi	Construction of 18 individual houses in Modakurichi TP Ph-V   7C3803546034351   3351005738035468P51	07/08/2020	27.00	6	12	0	18	5	11	0	16	1	1	0	5	11	0	3.60000	8.40000	0.00000	6.00000	6.00000	0.00000	1.20000	3.30000	0.00000	3	2	0.30000	0.00000	0.00000
472	Mohamur	Construction of 43 individual houses in Mohamur TP   (7C38034990549551   335205289039318P03	25/09/2019	64.50	28	15	0	43	23	13	0	36	5	2	0	23	13	0	12.60000	12.00000	0.00000	22.20000	6.00000	0.00000	5.70000	3.90000	0.00000	3	2	0.00000	0.00000	0.00000
473	Mopperiyal M	Construction of 14 individual houses in Mopperiyal TP Ph-III   7C3803963042421   335205289039318P03	07/08/2020	21.00	10	4	0	14	10	4	0	14	0	0	0	4	0	0	9.00000	2.40000	0.00000	3.00000	2.40000	0.00000	0.00000	0.00000	0.00000	3	1	3.00000	1.20000	0.00000
474	Mopperiyal M	Construction of 125 individual houses in Mopperiyal TP   7C3803963030341   335205289039318P03	27/12/2019	37.50	13	12	0	25	13	10	0	23	0	2	0	13	10	0	12.60000	16.80000	0.00000	3.00000	-2.40000	0.00000	0.00000	0.00000	0.00000	3	1	3.90000	3.00000	0.00000

see



475	Mukudal	Construction of 56 individual houses in Mukudal TP Ph. II - TN/HOB (7C380362042749 )	20/01/2021	84.00	49	7	0	56	40	5	0	45	9	2	0	40	5	0	31.80000	2.40000	0.00000	27.00000	6.00000	0.00000	0.00000	0.00000	0.00000	3	1	12.00000	1.50000	0.00000
476	Mukudal	Construction of 73 individual houses in Mukudal Town Parichayal - TN/HOB (7C380362042752 )	07/08/2020	109.50	67	6	0	73	59	6	0	65	7	0	0	59	6	0	42.00000	3.60000	0.00000	38.40000	3.60000	0.00000	17.40000	1.80000	0.00000	3	2	-9.90000	0.00000	0.00000
477	Mulagumudi	Construction of 20 individual houses in Mulagumudi Phase in Kaniyalkumari District (7C38039502149 )	07/08/2020	30.00	15	5	0	20	14	4	0	18	1	1	0	14	4	0	9.00000	3.00000	0.00000	9.00000	3.00000	0.00000	0.00000	0.00000	3	1	4.20000	1.20000	0.00000	
478	Mulagumudi	Construction of 18 individual houses in Mulagumudi, TP Ph. II - TN/HOB (7C380395004842 )	20/01/2021	60.00	40	0	0	40	37	0	0	37	3	0	0	37	0	0	12.60000	0.00000	0.00000	35.40000	0.00000	0.00000	0.00000	0.00000	3	1	11.10000	0.00000	0.00000	
479	Mulanur	Construction of 29 individual houses in Mulanur in Tirupur district (7C380401604934 )	29/08/2019	43.50	19	10	0	29	18	9	0	27	1	1	0	18	9	0	19.20000	7.80000	0.00000	3.60000	4.20000	0.00000	0.00000	0.00000	3	1	5.40000	2.70000	0.00000	
480	Murai	Construction of 15 individual houses in Murai Town Parichayal, Phase II (7C380362002849 )	24/04/2017	22.50	12	3	0	15	11	3	0	14	1	0	0	11	3	0	7.20000	1.20000	0.00000	7.20000	3.60000	0.00000	0.00000	0.00000	3	1	3.30000	-0.30000	0.00000	
481	Murai	Construction of 28 individual houses in Murai (7C380362004822 )	27/12/2019	42.00	20	8	0	28	18	7	0	25	1	1	0	18	7	0	13.20000	4.80000	0.00000	10.80000	4.80000	0.00000	0.00000	0.00000	3	2	0.30000	0.00000	0.00000	
482	Mudur	Construction of 20 individual houses in Mudur in Tirupur district (7C380401049001 )	29/08/2019	15.00	7	3	0	10	6	3	0	9	1	0	0	6	3	0	6.00000	3.00000	0.00000	2.40000	0.60000	0.00000	0.00000	0.00000	3	1	1.80000	0.90000	0.00000	
483	Mududy	Construction of 14 individual houses in Mududy Phase in Kaniyalkumari District - TN/HOB (7C380391052348 )	07/08/2020	21.00	13	1	0	14	9	1	0	10	4	0	0	9	1	0	9.00000	0.60000	0.00000	9.00000	0.60000	0.00000	0.00000	0.00000	3	1	0.30000	0.30000	0.00000	
484	Mugapattanam	Construction of 12 individual houses in Mugapattanam Municipality (7C3803674054875 )	23/11/2021	31.50	15	6	0	21	12	5	0	17	3	1	0	12	5	0	10.20000	4.80000	0.00000	9.00000	3.60000	0.00000	0.00000	0.00000	3	1	2.40000	0.30000	0.00000	
485	Nagercoil	Construction of 10 individual houses in Nagercoil Municipality (7C380392705734 )	27/12/2019	165.00	107	3	0	110	105	3	0	108	2	0	0	105	3	0	70.20000	1.80000	0.00000	59.40000	1.80000	0.00000	30.60000	0.90000	0.00000	3	2	-0.30000	0.00000	0.00000
486	Nagercoil	Construction of 69 individual houses in Nagercoil Ph. II (7C380392705741 )	20/01/2021	233.50	149	0	0	149	140	0	0	140	9	0	0	140	0	0	90.00000	0.00000	0.00000	90.00000	0.00000	0.00000	39.00000	0.00000	3	2	1.80000	0.00000	0.00000	
487	Nagercoil	Construction of 724 individual houses in Malei Kulapal and other 2 slums: (7C3803927039710 )	26/05/2016	441.00	143	142	9	294	140	142	9	291	3	0	0	140	142	9	201.88000	6.17200	0.14000	-3.89000	195.40000	14.56000	15.30000	10.83000	-0.93000	3	3	0.30000	0.60000	0.00000
488	Nagercoil	Construction of 319 individual houses in Nagercoil Phase VI at Kaniyalkumari district (7C3803927057419 )	25/02/2019	478.50	303	16	0	319	289	14	0	303	14	2	0	289	14	0	228.80000	13.20000	0.00000	138.00000	6.00000	0.00000	86.10000	4.20000	3	3	-0.60000	0.00000	0.00000	
489	Nagercoil	Construction of 554 individual houses for Slum and Non Slum urban poor families in ward 12, 4, 5, 8, 9, 26, 27, 36 of Nagercoil Municipality (7C380392702428 )	22/11/2016	831.00	492	57	5	554	482	56	5	543	6	1	0	482	56	5	709.20000	27.60000	0.00000	-123.60000	40.80000	6.00000	143.70000	16.80000	3	2	0.90000	0.00000	0.00000	
490	Nagercoil	Construction of 625 houses in Non Slum area, Ward 3, 6, 7, 20 and 24 at Nagercoil Municipality (7C3803927047269 )	30/09/2016	937.50	584	30	11	625	577	27	11	615	3	2	0	577	27	11	349.20000	17.40000	6.60000	420.77000	42.76000	18.87000	102.63000	-17.26000	3	3	-1.50000	0.00000	0.00000	
491	Nagercoil	Construction of 99 individual houses in Nagercoil Municipality Ph. VI (7C3803927057409 )	20/01/2021	148.50	99	0	0	99	93	0	0	93	6	0	0	93	0	0	60.00000	0.00000	0.00000	60.00000	0.00000	0.00000	25.50000	0.00000	3	2	1.20000	0.00000	0.00000	
492	Namakkal	Construction of 261 individual houses in Namakkal Municipality (7C3803497054978 )	25/09/2019	391.50	202	59	0	261	180	46	0	226	27	13	0	180	46	0	33.60000	10.80000	0.00000	216.00000	61.20000	0.00000	44.40000	12.60000	3	2	2.40000	0.00000	0.00000	
493	Namakkal	Construction of 538 individual houses in Namakkal Municipality (7C380349703938 )	22/11/2016	837.00	287	271	0	558	268	235	0	503	16	35	0	268	235	0	230.40000	244.80000	0.00000	110.40000	78.00000	0.00000	80.10000	71.40000	3	3	0.30000	0.30000	0.00000	
494	Nandivanam - Guduvancheri	Construction of 12 individual houses in Nandivanam - Guduvancheri (7C3803916104264 )	27/12/2019	40.50	15	10	2	27	14	8	1	23	1	2	1	14	8	1	12.00000	10.80000	1.20000	6.00000	1.20000	1.20000	4.20000	2.10000	3	3	0.00000	0.30000	0.00000	
495	Nandivanam - Guduvancheri	Construction of 34 houses in Nandivanam - Guduvancheri and Perungattur Town Parichayal (7C3803916109999 )	23/11/2021	51.00	23	11	0	34	21	8	0	29	2	3	0	21	8	0	15.60000	8.40000	0.00000	13.80000	6.90000	0.00000	0.00000	0.00000	3	1	4.50000	0.60000	0.00000	

RR





519	P.N.Patti	Construction of 39 P.N.Patti TP (7C3803447042566   386085736803478903)	27/12/2019	58.50	35	4	0	39	29	4	0	33	5	0	0	29	4	0	53.40000	0.00000	0.00000	-11.40000	4.80000	0.00000	8.40000	1.20000	0.00000	3	2	-0.90000	0.00000	0.00000
520	Parode	Construction of 14 individual houses in Parode TP Ph - I (NUH08   7C3803885052378   38620581303858952)	20/01/2021	21.00	12	2	0	14	11	2	0	13	1	0	0	11	2	0	7.20000	0.00000	0.00000	8.40000	2.40000	0.00000	0.00000	0.00000	0.00000	3	1	2.10000	0.60000	0.00000
521	Padaveedu	Construction of 141 individual houses in Padaveedu Phase IV at Namakkal District (7C3803483053997   386095715803838901)	22/11/2016	211.50	17	124	0	141	14	109	0	123	3	15	0	14	109	0	11.40000	85.80000	0.00000	10.20000	63.00000	0.00000	3.00000	31.70000	0.00000	3	3	0.00000	0.00000	0.00000
522	Padmanabhapuram	Construction of 29 individual houses at Padmanabhapuram Municipality Phase II (7C3803907024231   386205828038078902)	07/02/2018	118.50	54	25	0	79	51	24	0	75	3	1	0	51	24	0	44.40000	13.80000	0.00000	20.40000	16.20000	0.00000	14.70000	7.20000	0.00000	3	3	0.60000	0.00000	0.00000
523	Padmanabhapuram	Construction of 25 individual houses in Padmanabhapuram Municipality Phase II in Namiyalam District (7C3803907053249   386205828038078902)	07/08/2020	37.50	20	5	0	25	17	5	0	22	3	0	0	17	5	0	13.80000	4.20000	0.00000	13.80000	4.20000	0.00000	0.00000	0.00000	0.00000	3	1	1.50000	-0.90000	0.00000
524	Padmanabhapuram	Construction of 262 individual houses at Iluppakom and 4 other slums and Non slum urban poor families in Padmanabhapuram Municipality (7C3803907024230   386205828038078901)	24/04/2017	393.00	202	50	10	262	192	50	10	252	9	0	0	192	50	10	211.40000	121.80000	15.00000	31.00000	-61.80000	-3.00000	56.70000	15.00000	3.00000	3	2	-0.30000	0.00000	0.00000
525	Palakkodu	Construction of 141 individual houses in Palakkodu TP (7C3803934204239   38630058803809428904)	29/08/2019	100.50	67	0	0	67	64	0	0	64	3	0	0	64	0	0	52.20000	0.00000	0.00000	28.20000	0.00000	0.00000	18.60000	0.00000	0.00000	3	2	0.60000	0.00000	0.00000
526	Palamedu	Construction of 20 individual houses in Palamedu (7C3803746029826   38630058128037488904)	27/12/2019	30.00	16	4	0	20	15	4	0	19	1	0	0	15	4	0	4.80000	2.40000	0.00000	14.40000	2.40000	0.00000	4.20000	1.20000	0.00000	3	2	0.30000	0.00000	0.00000
527	Palani	Construction of 103 individual houses in non urban poor families at Palani Municipality Ph III (7C3803574023809   3861205760803578903)	25/06/2018	154.50	92	11	0	103	89	8	0	97	3	3	0	89	8	0	45.60000	10.80000	0.00000	64.80000	2.40000	0.00000	26.40000	2.40000	0.00000	3	2	0.30000	0.00000	0.00000
528	Palappalam	Construction of 49 individual houses in Palappalam (7C3803085030055   386205818038089006)	27/12/2019	73.50	40	9	0	49	38	8	0	46	2	1	0	38	8	0	24.60000	5.40000	0.00000	23.40000	5.40000	0.00000	10.50000	2.40000	0.00000	3	2	0.90000	0.00000	0.00000
529	Palidam	Construction of 69 houses at Kallampalayam and 26 other slums in Palidam Municipality (7C3803402804239   38630058803809428901)	22/11/2016	973.50	344	287	18	649	296	227	16	539	47	54	2	296	227	16	277.80000	279.00000	0.00000	132.60000	59.40000	21.60000	89.40000	67.20000	4.80000	3	3	0.60000	-0.30000	0.00000
530	Palipalayam	Construction of 15 individual houses in Palipalayam TP (7C380352904246   3861005728035298905)	25/09/2019	22.50	12	3	0	15	10	3	0	13	2	0	0	10	3	0	5.40000	1.80000	0.00000	9.00000	1.80000	0.00000	0.00000	0.00000	0.00000	3	1	3.00000	0.90000	0.00000
531	Palipalayam	Construction of 18 individual houses in Palipalayam Ph IV in Erode district (7C3803529034921   3861005728035298904)	28/06/2019	27.00	9	9	0	18	8	9	0	17	1	0	0	8	9	0	6.00000	6.00000	0.00000	4.80000	4.80000	0.00000	0.00000	0.00000	0.00000	3	1	2.40000	2.70000	0.00000
532	Palipatti	Construction of 11 individual houses in Palipatti Town Panchayat Phase IV (7C3803620023041   38618057688036208904)	24/04/2017	18.50	7	4	0	11	7	4	0	11	0	0	0	7	4	0	4.20000	3.00000	0.00000	4.20000	1.80000	0.00000	0.00000	0.00000	0.00000	3	1	2.10000	1.20000	0.00000
533	Palipatti	Construction of 15 individual houses in Palipatti Town Panchayat Phase II (7C3803620051201   38618057688036208903)	18/01/2017	22.50	14	1	0	15	12	1	0	13	2	0	0	12	1	0	7.80000	4.20000	0.00000	9.00000	-3.00000	0.00000	0.00000	0.00000	0.00000	3	1	3.60000	0.30000	0.00000
534	Palipatti	Construction of 13 individual houses in Palipatti Town Panchayat in Karur District (7C38036200343041   38618057688036208901)	22/11/2016	34.50	13	10	0	23	10	7	0	17	2	3	0	10	7	0	7.20000	6.00000	0.00000	2.40000	7.20000	0.00000	0.00000	0.00000	0.00000	3	1	7.80000	0.90000	0.00000
535	Palihur	Construction of 20 individual houses in Palihur (7C3803729020182   386205828038078903)	27/12/2019	30.00	18	2	0	20	17	2	0	19	1	0	0	17	2	0	10.80000	1.20000	0.00000	10.80000	1.20000	0.00000	0.00000	0.00000	0.00000	3	1	5.10000	0.60000	0.00000
536	Palivayam	Construction of 49 individual houses in Palivayam Ph III at Kanchiappuram District (7C3803556020148   38620582803808958903)	25/02/2019	73.50	18	31	0	49	13	23	0	36	5	8	0	13	23	0	11.40000	30.60000	0.00000	10.20000	6.60000	0.00000	0.00000	0.00000	0.00000	3	1	3.90000	6.90000	0.00000
537	Palikonda	Construction of 77 BIC House Hold in Palikonda TP PH-I (7C380339905588   386095717803999951)	07/08/2020	115.50	54	23	0	77	49	18	0	67	5	5	0	49	18	0	27.00000	9.00000	0.00000	39.00000	18.60000	0.00000	0.00000	0.00000	0.00000	3	1	13.50000	5.40000	0.00000
538	Palivayam	Construction of 33 individual houses in Palivayam Ph II at Kanchiappuram District (7C380346003548   38620582803808958901)	25/09/2019	49.50	24	9	0	33	23	9	0	32	1	0	0	23	9	0	6.00000	4.20000	0.00000	22.80000	6.60000	0.00000	0.00000	0.00000	0.00000	3	1	6.90000	2.70000	0.00000
539	Palivayam	Construction of 40 individual houses in Palivayam TP Phase II in Kanchiappuram District (7C380383021681   386205818038889951)	07/08/2020	60.00	40	0	0	40	39	0	0	39	1	0	0	39	0	0	24.00000	0.00000	0.00000	24.00000	0.00000	0.00000	0.00000	0.00000	0.00000	3	1	11.70000	0.00000	0.00000
540	Panagudi	Construction of 99 individual houses in Panagudi TP Phase I in Tirunelveli District (7C3803878049866   38630058803808928951)	07/08/2020	148.50	94	5	0	99	81	4	0	85	13	1	0	81	4	0	60.60000	3.00000	0.00000	52.20000	3.00000	0.00000	0.00000	0.00000	0.00000	3	1	24.30000	1.20000	0.00000

*Handwritten signature*





562	Permatang	Construction of 72 individual houses in Permatang TP (K380375203956) (3382305898037528P51)	07/08/2020	108.00	72	0	0	72	61	0	0	61	11	0	0	61	0	0	40.80000	0.60000	0.00000	45.60000	-0.60000	0.00000	17.40000	0.00000	0.00000	3	3	0.90000	0.00000	0.00000
563	Permatang	Construction of 142 individual houses in Permatang district (K38036839041285 (3361505788086898P03)	29/08/2019	213.00	67	72	3	142	54	61	2	117	12	11	1	54	61	2	31.80000	44.00000	1.80000	48.60000	42.00000	1.80000	15.00000	18.30000	0.60000	3	2	0.00000	0.00000	0.00000
564	Permatang	Construction of 304 individual houses for non slum urban poor families in 9, 20 and 21 wards of Permatang Municipality (K380368390422531 (3382305898036898P01)	22/11/2016	456.00	50	252	2	304	40	188	2	230	5	49	0	40	188	2	95.40000	177.00000	0.00000	-37.80000	125.40000	2.40000	0.00000	0.00000	0.00000	3	1	8.40000	38.40000	0.60000
565	Permatang	Construction of 53 individual houses in Permatang TP (K38036839040018P02 (3361505788086898P02)	27/12/2019	79.50	38	15	0	53	34	12	0	46	4	3	0	34	12	0	17.40000	5.40000	0.00000	29.40000	12.60000	0.00000	9.00000	3.30000	0.00000	3	2	0.00000	0.30000	0.00000
566	Permatang	Construction of 189 individual houses in non slum urban poor families in Permatang Municipality Phase II (K3803767022760 (3382305898036782P02)	07/02/2018	283.50	147	41	1	189	142	40	1	183	4	1	0	142	40	1	94.20000	25.20000	0.60000	81.00000	24.00000	0.60000	42.60000	12.00000	0.30000	3	3	0.00000	0.00000	0.00000
567	Permatang	Construction of 256 individual houses at Permatang Municipality Phase IV (K3803767041961 (3382305898036782P04)	29/08/2019	369.00	180	66	0	246	164	61	0	225	16	5	0	164	61	0	79.80000	45.60000	0.00000	136.20000	33.60000	0.00000	47.70000	17.70000	0.00000	3	2	1.50000	0.60000	0.00000
568	Permatang	Construction of 89 individual houses in Permatang Phase IV at Velore District (K3803767042971 (3382305898036782P01)	25/02/2019	133.50	37	52	0	89	32	38	0	70	5	14	0	32	38	0	48.60000	54.00000	0.00000	-4.20000	8.40000	0.00000	0.00000	0.00000	0.00000	3	1	9.60000	11.40000	0.00000
569	Permatang	Construction of 20 individual houses in Permatang (K3803714041910 (3361505788086898P03)	29/08/2019	42.00	28	0	0	28	26	0	0	26	2	0	0	26	0	0	16.80000	0.00000	0.00000	16.80000	0.00000	0.00000	0.00000	0.00000	0.00000	3	1	7.80000	0.00000	0.00000
570	Permatang	Construction of 20 individual houses in Permatang Phase IV at Erode district (K380354029131 (3381005728035348P05)	30/01/2019	30.00	13	7	0	20	11	7	0	18	2	0	0	11	7	0	8.40000	4.80000	0.00000	7.20000	3.60000	0.00000	3.00000	1.80000	0.00000	3	2	0.30000	0.30000	0.00000
571	Permatang	Construction of 5 individual houses in Permatang TP (K380354042248 (3381005728035348P05)	25/09/2019	7.50	5	0	0	5	4	0	0	4	1	0	0	4	0	0	1.80000	0.00000	0.00000	4.20000	0.00000	0.00000	0.00000	0.00000	0.00000	3	1	1.20000	0.00000	0.00000
572	Permatang	Construction of 82 individual houses in Permatang Town Panchnay Phase I- TNUHRI (K3803823042515 (3382708678082898P92)	07/08/2020	123.00	80	2	0	82	73	1	0	74	6	1	0	73	1	0	58.80000	1.20000	0.00000	37.20000	1.20000	0.00000	20.70000	0.30000	0.00000	3	2	0.00000	0.00000	0.00000
573	Permatang	Construction of 43 individual houses in Permatang TP (K38039920355201 (3361505788086898P01)	23/11/2021	64.50	32	10	1	43	29	8	1	34	7	2	0	25	8	1	19.20000	7.20000	0.60000	19.20000	6.00000	0.60000	0.00000	0.00000	0.00000	3	1	7.50000	1.20000	0.30000
574	Permatang	Construction of 47 individual houses in Permatang (K380347100069 (338060523804218P05)	27/12/2019	70.50	47	0	0	47	35	0	0	35	11	0	0	35	0	0	9.00000	0.00000	0.00000	47.40000	0.00000	0.00000	0.00000	0.00000	0.00000	3	1	9.30000	0.00000	0.00000
575	Polkachi	Construction of 20 individual houses in Polkachi Municipality Phase 6 in Polkachi Municipality, Combaratore (K380402041511 (338232898980028P63)	14/09/2022	30.00	12	8	0	20	11	5	0	16	1	3	0	11	5	0	7.20000	4.80000	0.00000	7.20000	4.80000	0.00000	0.00000	0.00000	0.00000	3	1	3.30000	1.50000	0.00000
576	Polkachi	Construction of 316 individual houses for non slum urban poor families in Polkachi Municipality (K380402022263 (338230589804028P04)	22/11/2016	474.00	234	82	0	316	219	77	0	296	11	3	0	219	77	0	91.20000	116.40000	0.00000	184.80000	-20.40000	0.00000	65.70000	23.10000	0.00000	3	3	0.00000	0.00000	0.00000
577	Polkachi	Construction of 66 individual houses in Polkachi Municipality Ph 5 (K3804020347211 (3361505788086898P02)	20/01/2021	99.00	47	19	0	66	42	17	0	59	5	2	0	42	17	0	18.60000	6.00000	0.00000	36.60000	16.80000	0.00000	12.60000	4.80000	0.00000	3	2	0.00000	0.30000	0.00000
578	Polkachi	Construction of 69 individual houses at Polkachi Phase 3 in Combaratore District (K380402029699 (338230589804028P03)	30/01/2019	103.50	31	38	0	69	30	36	0	66	0	2	0	30	36	0	19.80000	24.60000	0.00000	16.20000	21.00000	0.00000	9.00000	10.80000	0.00000	3	3	0.00000	0.00000	0.00000
579	Polkachi	Construction of 81 individual houses for non slum urban poor families in Polkachi Municipality Phase 2 (K380402039721 (338230589804028P02)	25/06/2018	121.50	63	18	0	81	59	18	0	77	4	0	0	59	18	0	45.00000	13.80000	0.00000	30.60000	7.80000	0.00000	17.40000	5.40000	0.00000	3	2	0.30000	0.00000	0.00000
580	Formanai	Construction of 45 individual houses in Formanai TP Phase in Kanyakumari District - TNUHRI (K3803897042423 (338230589803897P51)	07/08/2020	67.50	43	2	0	45	36	2	0	38	7	0	0	36	2	0	28.20000	1.80000	0.00000	23.40000	0.60000	0.00000	10.50000	0.60000	0.00000	3	2	0.30000	0.00000	0.00000
581	Formanai	Construction of 21 individual houses in Formanai Phase II (K3803636041311 (3361402381803686P52)	20/01/2021	31.50	15	6	0	21	14	5	0	19	1	1	0	14	5	0	7.80000	3.60000	0.00000	10.20000	3.60000	0.00000	0.00000	0.00000	0.00000	3	1	4.20000	1.50000	0.00000
582	Formanai	Construction of 17 individual houses in Formanai TP (K3803455035468 (3360807388034558P04)	25/09/2019	55.50	32	5	0	37	29	4	0	33	2	1	0	29	4	0	10.80000	1.20000	0.00000	27.60000	4.80000	0.00000	6.60000	1.20000	0.00000	3	2	0.90000	0.00000	0.00000

for

583	Poonmalie	Construction of 68 houses for Non Slum urban poor in Poonmalie Municipality (33620599903282801)	22/11/2016	102.00	16	52	0	68	15	43	0	58	1	9	0	15	43	0	9.60000	30.60000	0.60000	9.60000	31.80000	-0.60000	4.50000	12.70000	0.00000	3	3	0.00000	0.90000	0.00000
584	Poonmalie	Construction of 32 individual houses at Poonmalie Phase V (33620599903282801)	25/06/2018	48.00	19	13	0	32	16	8	0	24	3	5	0	16	8	0	15.00000	13.80000	0.00000	7.80000	1.80000	0.00000	0.00000	0.00000	0.00000	3	1	4.80000	2.40000	0.00000
585	Pudukkottai	Construction of 108 individual houses in pudukkottai municipality and IPA Phase VIII (3362108218037188958)	20/01/2021	162.00	84	24	0	108	76	19	0	95	8	5	0	76	19	0	30.60000	13.80000	0.00000	75.00000	18.60000	0.00000	0.00000	0.00000	0.00000	3	1	18.00000	2.10000	0.00000
586	Pudukkottai	Construction of 223 individual houses for Non-slum urban poor families in Pudukkottai Municipality (3362108218037188951)	22/11/2018	336.00	215	9	0	224	204	9	0	213	11	0	0	204	9	0	107.40000	31.20000	3.00000	150.60000	-3.00000	60.60000	2.70000	0.00000	3	3	0.60000	0.00000	0.00000	
587	Pudukkottai	Construction of 230 individual houses for Non slum urban poor families (3362108218037188903)	24/04/2017	345.00	200	30	0	230	185	26	0	211	15	3	0	185	26	0	53.00000	30.60000	0.00000	187.00000	5.40000	0.00000	55.20000	7.50000	0.00000	3	2	0.90000	-0.90000	0.00000
588	Pudukkottai	Construction of 266 individual houses in pudukkottai Phase IV at Pudukkottai district (3362108218037188906)	30/01/2019	399.00	188	78	0	266	177	73	0	250	10	5	0	177	73	0	114.60000	55.80000	0.00000	142.20000	66.60000	0.00000	18.90000	-7.50000	0.00000	3	2	1.80000	0.60000	0.00000
589	Pudukkottai	Construction of 34 individual houses in pudukkottai municipality and IPA Ph IX (3362108218037188951)	20/01/2021	51.00	33	1	0	34	24	1	0	25	9	0	0	24	1	0	0.60000	1.20000	0.00000	43.80000	1.20000	0.00000	0.00000	0.00000	0.00000	3	1	2.40000	-0.90000	0.00000
590	Pudukkottai	Construction of 462 individual houses for non-slum urban poor families in pudukkottai municipality Phase III (3362108218037188903)	30/10/2017	723.00	380	100	2	482	343	82	2	427	34	18	0	343	82	2	227.40000	60.00000	1.20000	237.00000	65.40000	1.20000	93.00000	18.00000	0.60000	3	2	-2.10000	1.20000	0.00000
591	Pudukkottai	Construction of 486 individual houses in Pudukkottai district (3362108218037188907)	20/06/2019	729.00	417	69	0	486	376	65	0	441	39	4	0	376	65	0	234.60000	43.20000	0.00000	264.60000	39.60000	0.00000	111.30000	18.60000	0.00000	3	2	0.90000	0.90000	0.00000
592	Pudukkottai	Construction of 61 individual houses for non slum urban poor families at pudukkottai municipality Ph IV (3362108218041904)	25/06/2018	91.50	56	5	0	61	48	4	0	52	7	1	0	48	4	0	48.60000	3.00000	0.00000	18.60000	3.00000	0.00000	12.60000	1.20000	0.00000	3	2	0.60000	0.00000	0.00000
593	Pudukkottai	Construction of 92 individual houses in pudukkottai municipality and IPA phase IX (3362108218037188951)	23/11/2021	138.00	76	16	0	92	67	12	0	79	9	4	0	67	12	0	50.40000	9.60000	0.00000	45.60000	9.60000	0.00000	0.00000	0.00000	0.00000	3	1	15.30000	3.60000	0.00000
594	Puduvayal	Construction of 40 individual houses in pudukkottai municipality Phase V (33620598903728851)	07/08/2020	60.00	35	5	0	40	33	4	0	37	2	1	0	33	4	0	18.00000	3.00000	0.00000	24.00000	3.00000	0.00000	9.30000	1.20000	0.00000	3	2	0.60000	0.00000	0.00000
595	Pullankudi	Construction of 114 individual houses in Pullankudi Municipality Phase V (336205979039388952)	20/01/2021	171.00	60	54	0	114	56	49	0	105	4	5	0	56	49	0	40.80000	36.60000	0.00000	31.20000	28.20000	0.00000	16.50000	14.70000	0.00000	3	2	0.90000	0.00000	0.00000
596	Pullankudi	Construction of 72 individual houses in Pullankudi Phase III in Tirunelveli district (336205979039388903)	28/06/2019	108.00	37	32	3	72	33	27	2	62	4	5	1	33	27	2	32.40000	24.60000	1.80000	12.00000	13.80000	1.80000	9.60000	8.10000	0.60000	3	2	0.90000	0.00000	0.00000
597	Punjal	Construction of 23 individual houses in Punjal Thotakurchi Phase IV at Karur District (336130578903658904)	30/01/2019	34.50	15	8	0	23	13	7	0	20	2	1	0	13	7	0	15.60000	6.60000	0.00000	2.40000	4.20000	0.00000	0.90000	0.90000	0.00000	3	2	0.00000	0.00000	0.00000
598	Punjal Thotakurchi	Construction of 9 individual houses in Punjal Thotakurchi TP Ph V (336130578903658904)	07/08/2020	13.50	3	6	0	9	3	5	0	8	0	1	0	3	5	0	3.00000	3.60000	0.00000	0.60000	3.60000	0.00000	0.00000	0.00000	0.00000	3	1	0.90000	1.50000	0.00000
599	Punjalpugalur	Construction of 19 individual houses in Punjal Pugalur Phase V in Karur District (336130578903658905)	28/06/2019	16.50	7	4	0	11	6	4	0	10	1	0	0	6	4	0	4.80000	2.40000	0.00000	3.60000	2.40000	0.00000	0.00000	0.00000	0.00000	3	1	1.80000	1.20000	0.00000
600	Punjalpugalur	Construction of 19 individual houses in Punjal Pugalur Phase V at Karur District (336130578903658905)	30/01/2019	28.50	17	1	1	19	14	1	1	16	3	0	0	14	1	1	12.00000	1.20000	0.60000	8.40000	1.20000	0.60000	0.00000	0.00000	0.00000	3	1	4.20000	-0.90000	0.30000
601	Punjalpugalur	Construction of 20 houses in Punjalpugalur Town Panchayat (336130578903658902)	18/01/2017	30.00	9	11	0	20	7	9	0	7	9	0	0	7	9	0	7.20000	13.20000	0.00000	3.60000	0.00000	0.00000	0.00000	0.00000	0.00000	3	1	2.10000	2.70000	0.00000
602	Punjalpugalur	Construction of 20 individual houses in Pugalur Municipality phase IX (336130578903658903)	14/09/2022	30.00	9	11	0	20	8	7	0	15	1	2	0	8	7	0	3.60000	5.40000	0.00000	5.40000	5.40000	0.00000	0.00000	0.00000	0.00000	3	1	4.20000	2.10000	0.00000
603	Punjalpugalur	Construction of 4 individual houses in Punjal Pugalur Phase V in Karur District (336130578903658905)	29/08/2019	6.00	0	4	0	4	0	3	0	3	0	1	0	0	3	0	1.20000	3.00000	0.00000	-1.20000	1.80000	0.00000	0.00000	0.00000	0.00000	3	1	0.00000	0.90000	0.00000

Handwritten signature or mark.





625	Salem	Construction of 1525 individual houses in Ana Nagar and other slums (7C3803465047620) (33608057408034638P01)	22/12/2015	2287.50	1187	328	10	1525	1119	301	9	1429	50	15	1	1119	301	9	993.48000	0.00000	0.00000	534.60000	414.00000	14.40000	208.62000	55.50000	0.30000	3	1.80000	0.00000	0.00000	
626	Salem	Construction of 1604 individual houses in Salem I (7C3803465029340) (33608057408034638P07)	27/04/2018	2406.00	783	741	80	1604	684	642	68	1394	97	96	12	684	642	68	568.20000	568.80000	60.00000	568.20000	568.80000	60.00000	0.00000	0.00000	0.00000	3	1	6.00000	-59.40000	-3.60000
627	Salem	Construction of 1684 individual houses for non slum urban poor families in Salem Corporation (7C3803465022346) (33608057408034638P03)	22/11/2016	2526.00	1478	197	9	1684	1361	167	8	1536	95	30	0	1361	167	8	994.20000	784.80000	0.00000	754.20000	-548.40000	9.60000	408.50000	48.80000	2.40000	3	0.60000	0.30000	0.00000	
628	Salem	Construction of 283 individual houses in Salem I (7C3803465042930) (33608057408034638P04)	28/06/2019	424.50	171	112	0	283	148	99	0	242	26	13	0	148	99	0	133.80000	90.00000	0.00000	70.20000	44.40000	0.00000	39.90000	28.80000	0.00000	3	2	1.80000	0.90000	0.00000
629	Salem	Construction of 331 individual houses in Salem Corporation and I (7C380346507585) (33608057408034638P27)	23/03/2022	496.50	248	78	5	331	234	71	4	309	13	7	1	234	71	4	151.40000	99.00000	1.80000	148.80000	46.80000	3.00000	0.00000	0.00000	0.00000	3	1	65.40000	28.10000	2.40000
630	Salem	Construction of 447 individual houses in Salem Corporation Phase IV (7C3803465022653) (33608057408034638P06)	27/04/2018	670.50	292	140	15	447	263	130	12	405	26	10	3	263	130	12	194.40000	97.80000	11.40000	153.60000	70.20000	6.60000	39.00000	3.60000	3	2	0.60000	0.00000	0.00000	
631	Salem	Construction of 493 individual houses in Salem Corporation (7C3803465022569) (33608057408034638P09)	28/11/2018	739.50	293	186	14	493	272	166	14	452	19	19	0	272	166	14	188.60000	127.80000	8.40000	166.80000	95.40000	8.40000	78.60000	48.60000	4.20000	3	1.80000	0.00000	0.00000	
632	Salem	Construction of 538 individual houses in Salem I (7C3803465022592) (33608057408034638P10)	28/11/2018	807.00	401	121	16	538	337	103	13	453	64	18	3	337	103	13	120.60000	85.80000	7.80000	360.60000	99.40000	11.40000	97.80000	30.60000	3.60000	3	3.30000	0.30000	0.30000	
633	Salem	Construction of 677 individual houses for non slum urban poor families in Salem I (7C3803465022565) (33608057408034638P08)	26/09/2018	1015.50	528	139	10	677	488	128	10	626	39	11	0	488	128	10	354.00000	88.80000	6.00000	278.40000	75.60000	6.00000	144.60000	39.60000	3.00000	3	1.80000	1.20000	0.00000	
634	Salem	Construction of 780 individual houses in Salem I (7C3803465042628) (33608057408034638P11)	30/01/2019	1170.00	553	188	39	780	477	166	33	678	76	20	6	477	168	33	244.80000	93.00000	1.80000	457.20000	133.80000	1.80000	0.00000	0.00000	0.00000	3	1	104.70000	49.20000	53.10000
635	Salem	Construction of 879 individual houses in non slum urban poor families in Salem Corporation Phase III (7C3803465029862) (33608057408034638P05)	07/02/2018	1318.50	510	369	0	879	476	340	0	816	34	29	0	476	340	0	369.00000	277.20000	0.00000	369.00000	277.20000	0.00000	15.30000	-11.00000	0.00000	3	2	1.50000	1.50000	0.00000
636	Salem	Construction of 93 individual houses in Salem Corporation and I (7C3803465022592) (33608057408034638P12)	23/03/2022	139.50	88	5	0	93	71	4	0	75	17	1	0	71	4	0	56.40000	3.60000	0.00000	56.40000	3.60000	0.00000	0.00000	0.00000	0.00000	3	1	14.10000	0.00000	0.00000
637	Salem	Construction of 83 individual houses in Salem Corporation and I (7C3803465075422) (33608057408034638P03)	23/03/2022	139.50	88	5	0	93	65	4	0	69	22	1	0	65	4	0	55.80000	4.20000	0.00000	53.40000	3.00000	0.00000	0.00000	0.00000	0.00000	3	1	14.70000	0.00000	0.00000
638	Salem	Construction of 973 individual houses in Malabar Street and other 9 slums (7C3803465022040) (33608057408034638P02)	26/05/2016	1459.50	845	125	3	972	789	117	3	909	51	7	0	789	117	3	551.88000	94.40000	1.57200	551.70000	57.96000	3.23000	159.30000	32.40000	-0.30200	3	3	1.80000	0.30000	0.00000
639	Salem	Salem Corporation (7C3803465035295) (33608057408034638P17)	25/09/2019	1860.00	1030	207	3	1240	939	185	3	1127	90	21	0	939	185	3	108.60000	5.40000	0.00000	1130.40000	243.00000	3.60000	271.50000	53.70000	0.60000	3	2	9.00000	0.60000	0.30000
640	Salem	Salem Corporation I (7C3803465035289) (33608057408034638P16)	29/08/2019	638.00	283	135	6	424	259	127	6	392	24	8	0	259	127	6	207.00000	89.40000	3.00000	132.60000	72.60000	4.20000	76.50000	37.50000	1.80000	3	2	1.20000	0.60000	0.00000
641	Salem	Salem Ph X (7C3803465035285) (33608057408034638P15)	28/06/2019	528.50	241	110	0	351	224	99	0	323	17	11	0	224	99	0	150.00000	84.60000	0.00000	139.20000	47.40000	0.00000	66.60000	29.70000	0.00000	3	2	0.60000	0.00000	0.00000
642	Sambalpur	Construction of 15 individual houses in Salem Ph 2 (7C3803465035034) (33630939058040278P04)	27/12/2019	15.00	10	0	0	10	9	0	0	9	0	0	0	9	0	0	10.20000	1.20000	0.00000	0.60000	-1.20000	0.00000	2.70000	0.00000	0.00000	3	2	0.00000	0.00000	0.00000
643	Sambhar	Construction of 33 individual houses in Sambhar TP (7C3803050042409) (33632058989040058P03)	27/12/2019	48.50	20	13	0	33	20	12	0	32	0	1	0	20	12	0	16.80000	8.40000	0.00000	7.20000	7.20000	0.00000	0.00000	0.00000	0.00000	3	1	6.00000	3.60000	0.00000
644	Sambhar	Construction of 315 individual houses in Sambhar and other 13 slums in Sambhar and other 13 slums in Sambhar (7C3803465047343) (33628058738038448P05)	29/08/2019	472.50	282	33	0	315	266	29	0	295	16	4	0	266	29	0	179.40000	21.60000	0.00000	159.00000	18.00000	0.00000	78.60000	8.70000	0.00000	3	2	1.20000	0.00000	0.00000
645	Sambhar	Construction of 110 individual houses in Sambhar Vaidikarai Town Panchayat phase II (7C3803844422590) (33628058738038448P02)	20/01/2021	165.00	85	25	0	110	80	24	0	104	5	1	0	80	24	0	22.20000	15.60000	0.00000	79.80000	14.40000	0.00000	23.40000	6.90000	0.00000	3	2	0.60000	0.30000	0.00000
646	Saharanwalli	Construction of 120 individual houses in Saharanwalli Ph I (7C3803040042343) (33633090278030448P01)	22/11/2016	180.00	91	29	0	120	69	26	0	95	19	3	0	69	26	0	91.20000	35.40000	0.00000	14.40000	-0.60000	0.00000	20.10000	7.80000	0.00000	3	3	0.60000	0.00000	0.00000

Handwritten signature or mark.



647	Sankarholi	Construction of 351 individual houses in Sankarholi Phase IV in Trinewell district (7C380341042725)   3982080871803841BP04	28/06/2019	526.50	189	175	7	351	159	165	7	331	10	10	0	159	165	7	183.00000	177.00000	9.00000	19.80000	33.00000	-1.20000	47.40000	49.20000	2.10000	3	2	0.30000	0.30000	0.00000
648	Sankarapuram	Construction of 32 individual houses in Sankarapuram Phase I (7C380347030577)   3982080871803841BP04	27/12/2019	48.00	19	8	5	32	18	6	3	27	1	2	18	6	3	22.20000	10.20000	3.60000	0.60000	-0.60000	2.40000	5.40000	0.60000	0.90000	3	2	0.00000	1.20000	0.00000	
649	Sankari	Construction of 71 individual houses in Sankari Phase II (7C38037404103912)   3980805798030461BP23	20/01/2021	31.50	20	1	0	21	16	0	0	16	4	1	0	16	0	0	11.40000	0.60000	0.00000	12.60000	0.60000	0.00000	0.00000	0.00000	0.00000	3	1	4.80000	0.00000	0.00000
650	Sankhanam	Construction of 50 individual houses in Sankhanam - NHUR (7C380383500193)   3982080871803841BP04	29/08/2019	75.00	30	18	2	50	26	11	1	38	4	7	1	26	11	1	25.20000	18.60000	1.80000	10.80000	3.00000	0.60000	0.00000	0.00000	0.00000	3	1	7.80000	3.30000	0.30000
651	Sanyangala	Construction of 139 individual houses for non slum urban poor families at Sanyangala Municipality Phase - III (7C380350503036)   3981005749803500BP03	27/04/2018	208.50	127	12	0	139	118	12	0	130	9	0	0	118	12	0	100.80000	8.40000	0.60000	51.60000	6.00000	-0.60000	35.10000	3.60000	0.00000	3	2	0.30000	0.00000	0.00000
652	Sanyavudi	Construction of 15 individual houses in Sanyavudi (7C3803809030000)   3982080871803841BP04	27/12/2019	22.50	15	0	0	15	14	0	0	14	1	0	0	14	0	0	15.00000	0.60000	0.00000	3.00000	-0.60000	0.00000	0.00000	0.00000	3	1	4.20000	0.00000	0.00000	
653	Sanyangudi	Construction of 24 individual houses in Sanyangudi (7C380359029396)   3981005749803500BP03	27/12/2019	51.00	32	2	0	34	28	2	0	30	4	0	0	28	2	0	21.60000	1.80000	0.00000	16.80000	0.60000	0.00000	0.00000	0.00000	3	1	8.40000	0.60000	0.00000	
654	Sankotai	Construction of 27 individual houses in Sankotai Municipality in Trinewell District (7C380385029389)   3982080871803841BP04	24/07/2017	370.50	189	33	25	247	172	33	24	229	16	0	1	172	33	24	151.20000	31.20000	18.00000	74.40000	8.40000	-12.00000	51.60000	9.90000	6.90000	3	3	0.00000	0.00000	0.30000
655	Shenoktai	Construction of 68 individual houses in Shenoktai Municipality Phase III (7C380385500549)   3982080871803841BP04	23/11/2021	102.00	11	29	28	68	11	24	26	61	0	5	2	11	24	26	6.00000	17.40000	16.80000	6.60000	17.40000	18.80000	0.00000	0.00000	3	1	3.30000	7.20000	7.80000	
656	Shenoktai	Construction of 37 individual houses in Shenoktai Phase II in Trinewell district (7C380385500177)   3982080871803841BP04	28/06/2019	145.50	83	8	6	97	76	8	6	90	7	0	0	76	8	6	31.20000	1.80000	1.20000	68.40000	7.80000	6.00000	22.20000	2.40000	1.50000	3	2	0.60000	0.00000	0.30000
657	Sholingur	Construction of 12 individual houses in Sholingur Town Panchayat, Phase-III (7C38039021480335BP02)   3982080871803841BP04	24/04/2017	18.00	9	3	0	12	7	2	0	9	2	1	0	7	2	0	6.00000	2.40000	0.00000	6.00000	1.20000	0.00000	0.00000	0.00000	3	1	0.90000	0.60000	0.00000	
658	Sholingur	Construction of 68 houses at Sholingur (7C3803830203577)   3982080871803841BP04	22/11/2016	148.50	93	6	0	99	88	4	0	92	3	2	0	88	4	0	87.60000	4.80000	0.00000	24.00000	2.40000	0.00000	22.20000	0.90000	0.00000	3	3	1.80000	0.30000	0.00000
659	Singampuri	Construction of 19 individual houses in Singampuri TP (7C380378042406)   3982080871803841BP04	07/06/2020	28.50	14	5	0	19	12	4	0	16	2	1	0	12	4	0	6.00000	3.60000	0.00000	10.80000	2.40000	0.00000	0.00000	0.00000	3	1	3.60000	1.20000	0.00000	
660	Sirumugai	Construction of 7 individual houses in Sirumugai TP (7C380360042418)   3982080871803841BP04	27/12/2019	10.50	4	3	0	7	3	2	0	5	1	1	0	3	2	0	6.60000	10.80000	0.00000	-1.80000	-7.20000	0.00000	0.00000	0.00000	3	1	0.90000	0.60000	0.00000	
661	Sithiyavoktai	Construction of 22 individual houses in Sithiyavoktai (7C380359105547)   3981205765803591BP04	27/12/2019	33.00	22	0	0	22	21	0	0	21	1	0	0	21	0	0	15.60000	0.00000	0.00000	13.20000	0.00000	0.00000	0.00000	0.00000	3	1	3.90000	0.00000	0.00000	
662	Sivargudi	Construction of 127 individual houses in Sivargudi Ph II (7C3803758042408)   3982080871803841BP04	29/08/2019	355.50	217	20	0	237	206	20	0	226	11	0	0	206	20	0	111.00000	19.80000	0.00000	149.40000	10.20000	0.00000	60.60000	5.70000	0.00000	3	2	1.20000	0.30000	0.00000
663	Sivargudi	Construction of 50 individual houses in Sivargudi (7C380355018880)   3981005749803500BP03	25/09/2019	75.00	25	25	0	50	21	25	0	46	4	0	0	21	25	0	14.40000	15.00000	0.00000	15.60000	15.00000	0.00000	5.70000	6.60000	0.00000	3	2	0.60000	0.90000	0.00000
664	Sivargudi	Construction of 50 individual houses in Sivargudi Ph in Ende district (7C3803552016124)   3981005749803500BP03	28/06/2019	75.00	25	25	0	50	23	24	0	47	2	1	0	23	24	0	15.00000	15.00000	0.00000	15.00000	15.00000	0.00000	6.60000	7.20000	0.00000	3	2	0.30000	0.00000	0.00000
665	Sivargudi	Construction of 101 individual houses in Sivargudi Municipality Phase III (7C380374042722)   3982080871803841BP04	07/06/2020	151.50	96	5	0	101	91	4	0	95	5	1	0	91	4	0	63.00000	3.00000	0.00000	52.20000	3.00000	0.00000	26.10000	1.20000	0.00000	3	2	1.20000	0.00000	0.00000
666	Sivargudi	Construction of 241 individual houses for non slum urban poor families in Sivargudi Municipality Ph III (7C38037404202)   3982080871803841BP04	28/11/2018	961.50	229	12	0	241	214	11	0	225	15	1	0	214	11	0	132.60000	7.20000	0.00000	143.40000	7.20000	0.00000	69.00000	3.30000	0.00000	3	3	0.00000	0.00000	0.00000
667	Sudhindram	Construction of 17 individual houses in Sudhindram TP II - TNHUR (7C380392902354)   3982080871803841BP04	20/01/2021	30.00	20	0	0	20	17	0	0	17	3	0	0	17	0	0	8.40000	0.00000	0.00000	16.80000	0.00000	0.00000	0.00000	0.00000	3	1	3.90000	0.00000	0.00000	
668	Sulawesiwaram	Construction of 121 Schemes in Sulawesiwaram (7C380400037171)   3982080871803841BP04	22/11/2016	181.50	106	15	0	121	101	11	0	112	3	3	0	101	11	0	70.80000	9.60000	0.00000	54.00000	7.20000	0.00000	30.30000	3.30000	0.00000	3	3	0.00000	0.00000	0.00000

Handwritten signature or mark.





688	Thiruvallur	Construction of 289 individual houses in Thiruvallur district (7C38037041917) (336200514803707B05)	29/08/2019	433.50	225	62	2	289	198	48	2	248	27	14	0	198	48	2	141.60000	37.20000	1.20000	128.40000	37.20000	1.20000	58.20000	14.10000	0.40000	3	2	1.20000	0.30000	0.00000
689	Thiruvallur	Construction of 50 individual houses in Thiruvallur district (7C380370702056) (336200514803707B05)	23/11/2021	75.00	44	6	0	50	36	1	0	37	8	5	0	36	1	0	26.40000	3.60000	0.00000	26.40000	3.60000	0.00000	0.00000	0.00000	0.00000	3	1	10.80000	0.30000	0.00000
690	Thiruvallur	Construction of 51 individual houses in Thiruvallur district (7C380370121901) (336200514803707B05)	07/08/2020	76.50	45	6	0	51	42	5	0	47	3	1	0	42	5	0	27.00000	3.60000	0.00000	27.00000	3.60000	0.00000	12.30000	1.20000	0.00000	3	2	0.30000	0.30000	0.00000
691	Thiruvallur	Construction of 23 individual houses in Thiruvallur district (7C3803701918) (336200514803707B05)	20/01/2021	109.50	65	8	0	73	58	4	0	62	7	4	0	58	4	0	39.60000	5.40000	0.00000	38.40000	4.20000	0.00000	0.00000	0.00000	0.00000	3	1	17.40000	1.20000	0.00000
692	Thiruvallur	Construction of 150 houses in Thiruvallur district (7C3803454050070) (336200514803707B05)	22/11/2016	225.00	143	7	0	150	108	4	0	112	35	3	0	108	4	0	85.80000	4.20000	0.00000	34.20000	-17.40000	0.00000	0.00000	0.00000	0.00000	3	1	84.00000	22.80000	0.00000
693	Thiruvallur	Construction of 25 individual houses in Thiruvallur district (7C3803515049824) (336200515049824) (7C3803515049824) (7C3803515049824)	07/08/2020	37.50	19	6	0	25	18	4	0	20	3	2	0	18	4	0	13.80000	4.20000	0.00000	9.00000	3.00000	0.00000	0.00000	0.00000	0.00000	3	1	4.80000	1.20000	0.00000
694	Thiruvallur	Construction of 31 individual houses in Thiruvallur district (7C380347704788) (336200514803707B05)	20/01/2021	46.50	22	9	0	31	17	9	0	26	5	0	0	17	9	0	13.80000	4.20000	0.00000	12.60000	6.60000	0.00000	0.00000	0.00000	0.00000	3	1	5.10000	2.70000	0.00000
695	Thiruvallur	Construction of 30 individual houses in Thiruvallur district (7C380347705601) (336200514803707B05)	27/12/2019	45.00	30	0	0	30	28	0	0	26	4	0	0	28	0	0	12.60000	0.00000	0.00000	23.40000	0.00000	0.00000	7.50000	0.00000	0.00000	3	2	0.30000	0.00000	0.00000
696	Thiruvallur	Construction of 256 individual houses in Thiruvallur district (7C380393505737) (336200514803707B05)	27/12/2019	309.00	181	23	0	206	172	25	0	197	8	0	0	172	25	0	125.40000	15.60000	0.00000	95.40000	14.60000	0.00000	49.80000	7.50000	0.00000	3	2	-3.00000	0.00000	0.00000
697	Thiruvallur	Construction of 27 individual houses in Thiruvallur district (7C380393505737) (336200514803707B05)	07/08/2020	40.50	27	0	0	27	25	0	0	25	2	0	0	25	0	0	18.00000	0.00000	0.00000	14.40000	0.00000	0.00000	7.20000	0.00000	0.00000	3	2	0.30000	0.00000	0.00000
698	Thiruvallur	Construction of 130 individual houses in Non slum urban poor families in ward of 1 to 7 in Thiruvallur Municipality (7C380376903859) (336200514803707B05)	22/11/2016	195.00	124	6	0	130	121	6	0	127	2	0	0	121	6	0	279.60000	55.20000	0.00000	-132.00000	-88.00000	0.00000	36.30000	1.80000	0.00000	3	3	0.00000	0.00000	0.00000
699	Thiruvallur	Construction of 133 individual houses at Thiruvallur Municipality phase V (7C380376903859) (336200514803707B05)	29/08/2019	199.50	85	48	0	133	83	47	0	130	2	1	0	83	47	0	59.40000	30.60000	0.00000	42.60000	27.00000	0.00000	24.60000	13.50000	0.00000	3	3	0.30000	0.60000	0.00000
700	Thiruvallur	Construction of 14 individual houses in Thiruvallur district (7C380393505737) (336200514803707B05)	20/01/2021	21.00	14	0	0	14	13	0	0	13	1	0	0	13	0	0	9.00000	0.00000	0.00000	9.00000	0.00000	0.00000	0.00000	0.00000	0.00000	3	1	2.70000	0.00000	0.00000
701	Thiruvallur	Construction of 32 individual houses in Thiruvallur district (7C380393505737) (336200514803707B05)	20/01/2021	48.00	32	0	0	32	28	0	0	28	4	0	0	28	0	0	13.20000	0.00000	0.00000	26.40000	0.00000	0.00000	0.00000	0.00000	0.00000	3	1	7.20000	0.00000	0.00000
702	Thiruvallur	Construction of 130 individual houses in Thiruvallur district (7C380389652287) (336200514803707B05)	07/08/2020	195.00	125	5	0	130	112	5	0	117	12	0	0	112	5	0	86.40000	3.60000	0.00000	64.80000	2.40000	0.00000	29.40000	1.50000	0.00000	3	2	1.80000	0.00000	0.00000
703	Thiruvallur	Construction of 40 individual houses in Thiruvallur district (7C380389652287) (336200514803707B05)	27/12/2019	60.00	38	2	0	40	35	2	0	37	3	0	0	35	2	0	30.60000	1.80000	0.00000	15.00000	0.60000	0.00000	10.20000	0.60000	0.00000	3	2	0.30000	0.00000	0.00000
704	Thiruvallur	Construction of 23 individual houses in Thiruvallur district (7C380376903859) (336200514803707B05)	27/12/2019	45.00	27	3	0	30	19	3	0	22	8	0	0	19	3	0	7.20000	1.80000	0.00000	25.20000	1.80000	0.00000	0.00000	0.00000	0.00000	3	1	5.70000	0.90000	0.00000
705	Thiruvallur	Construction of 75 individual houses in Thiruvallur Municipality phase V (7C380375023003) (336200514803707B05)	20/01/2021	112.50	55	20	0	75	46	13	0	59	9	7	0	46	13	0	33.00000	7.20000	0.00000	33.00000	16.80000	0.00000	12.60000	3.90000	0.00000	3	2	1.20000	0.00000	0.00000
706	Thiruvallur	Construction of 93 individual houses in non slum urban poor families in Thiruvallur district (7C380375023003) (336200514803707B05)	27/04/2018	139.50	77	16	0	93	75	12	0	87	2	4	0	75	12	0	49.80000	10.20000	0.00000	49.80000	10.20000	0.00000	15.30000	2.40000	0.00000	3	3	0.00000	0.00000	0.00000
707	Thiruvallur	Construction of 22 individual houses in Thiruvallur district (7C380389652287) (336200514803707B05)	25/02/2019	33.00	20	2	0	22	20	2	0	22	0	0	0	20	2	0	18.60000	1.80000	0.00000	10.20000	1.80000	0.00000	0.00000	0.00000	0.00000	3	1	1.20000	-0.60000	0.00000
708	Thiruvallur	Construction of 72 individual houses in Thiruvallur district (7C380375023003) (336200514803707B05)	07/08/2020	40.50	20	7	0	27	14	7	0	21	4	0	0	14	7	0	13.80000	7.20000	0.00000	10.20000	1.20000	0.00000	0.00000	0.00000	0.00000	3	1	1.80000	2.10000	0.00000
709	Thiruvallur	Construction of 71 houses in Thiruvallur district (7C380352403608) (336200514803707B05)	25/01/2016	106.50	36	35	0	71	32	23	0	55	3	11	0	32	23	0	56.6373	12.9770	0.36647	-13.4573	29.40230	-0.36647	0.00000	0.00000	0.00000	3	1	8.40000	5.70000	0.00000

Handwritten signature or initials.





730	Thoothukkudi	Construction of 291 individual houses in Pakkalanthar Vial and other 9 Slums. (7C3803821028491)	26/05/2016	438.50	101	61	39	291	184	53	37	274	5	8	2	184	51	37	386.60000	0.00000	0.31000	-140.99000	73.20000	46.49000	0.00000	0.00000	0.00000	0.00000	3	1	54.00000	15.90000	11.10000
731	Thoothukkudi	Construction of 297 individual houses in Slum and Non Slum in Ward 3,7,8,9,10,12 (7C3803821030403)	30/09/2016	445.50	202	54	41	297	198	54	39	291	3	0	1	198	54	39	120.60000	32.40000	24.00000	120.60000	32.40000	24.00000	0.00000	0.00000	0.00000	0.00000	3	1	59.40000	16.20000	11.70000
732	Thoothukkudi	Construction of 428 individual houses in Thoothukkudi Phase IV at Thoothukkudi district (7C38038210297081)	30/01/2019	642.00	325	103	0	428	317	99	0	416	8	4	0	317	99	0	198.00000	36.60000	0.00000	192.00000	87.00000	0.00000	94.20000	29.70000	0.00000	3	3	0.90000	0.00000	0.00000	
733	Thoothukkudi	Construction of 492 individual houses at Memuram and 4 other slums and ward 1 to 3 and 27 to 60 of Non slum families in Thoothukkudi Corporation (7C38038210304041)	22/11/2016	738.00	367	93	32	492	356	85	31	472	9	7	0	356	85	31	1079.40000	467.80000	12.00000	-641.40000	-377.40000	25.20000	106.20000	24.90000	9.00000	3	3	0.60000	0.60000	0.30000	
734	Thoothukkudi	Construction of 811 individual houses in Thoothukkudi Corporation (7C38038210424991)	22/07/2016	1218.50	665	132	14	811	642	122	12	776	22	10	2	642	122	12	525.00000	107.40000	13.80000	271.80000	51.00000	3.00000	0.00000	0.00000	0.00000	3	1	192.60000	36.60000	3.60000	
735	Thiruparappalli	Construction of 10 individual houses in Thiruparappalli Phase III - TMUHOB (7C38038240415141)	14/09/2022	15.00	7	3	0	10	5	2	0	7	2	1	0	5	2	0	4.20000	1.80000	0.00000	4.20000	1.80000	0.00000	0.00000	0.00000	0.00000	3	1	1.50000	0.60000	0.00000	
736	Thiruparappalli	Construction of 8 individual houses in Thiruparappalli Phase III (7C38038240415141)	30/01/2021	13.50	8	1	0	9	7	1	0	8	1	0	0	7	1	0	5.40000	0.60000	0.00000	4.20000	0.60000	0.00000	0.00000	0.00000	0.00000	3	1	2.10000	0.30000	0.00000	
737	Thiruvannam	Construction of 48 individual houses in Thiruvannam (7C38038210408191)	27/12/2019	72.00	35	13	0	48	26	12	0	38	9	1	0	26	12	0	22.20000	7.80000	0.00000	19.80000	7.80000	0.00000	0.00000	0.00000	0.00000	3	1	7.80000	3.60000	0.00000	
738	Thiruvannam	Construction of 40 individual houses for Non slum urban poor families in Thiruvannam Municipality (7C38038230221911)	22/11/2016	60.00	20	19	1	40	20	18	0	38	0	0	1	20	18	0	24.60000	15.00000	0.00000	-0.60000	7.80000	1.20000	5.70000	4.20000	0.00000	3	2	0.30000	0.00000	0.00000	
739	Thiruvannam	Construction of 46 individual houses for Non slum urban poor families in Thiruvannam Municipality Phase III (7C38038230231701)	27/04/2018	64.00	23	21	0	44	22	18	0	40	0	1	0	22	18	0	37.20000	41.40000	0.00000	-10.80000	-17.40000	0.00000	6.60000	4.20000	0.00000	3	2	0.00000	0.00000	0.00000	
740	Thiruvannam	Construction of 66 individual houses in Thiruvannam in Trichy district (7C38038230231701)	29/08/2019	102.00	41	27	0	68	32	21	0	53	9	5	0	32	21	0	32.40000	17.40000	0.00000	16.80000	15.00000	0.00000	0.00000	0.00000	0.00000	3	1	9.60000	5.10000	0.00000	
741	Thiruvannam	Construction of 81 individual houses in Thiruvannam in Trichy district (7C38038230231701)	29/08/2019	136.50	62	27	2	91	54	21	1	76	8	5	1	54	21	1	42.60000	16.20000	1.20000	31.80000	16.20000	1.20000	0.00000	0.00000	0.00000	3	1	16.20000	5.10000	0.30000	
742	Trinamali	Construction of 53 individual houses in Trinamali TP III (7C38038240517021)	20/01/2021	79.50	47	6	0	53	39	4	0	43	8	2	0	39	4	0	16.20000	10.80000	0.00000	41.40000	-3.60000	0.00000	0.00000	0.00000	0.00000	3	1	10.50000	1.20000	0.00000	
743	Thiruvannam	Construction of 118 individual houses in Thiruvannam Phase III (7C38038240552131)	28/11/2018	177.00	80	36	2	118	78	28	2	108	2	7	0	78	28	2	108.60000	39.60000	0.60000	-12.60000	-4.80000	1.80000	23.40000	7.20000	0.60000	3	3	0.00000	-1.20000	0.00000	
744	Thiruvannam	Construction of 49 individual houses in Thiruvannam Municipality P.V. TMUHOB (7C38038240555421)	20/01/2021	73.50	31	18	0	49	28	15	0	43	3	3	0	28	15	0	16.80000	8.40000	0.00000	20.40000	14.40000	0.00000	8.10000	3.00000	0.00000	3	2	0.30000	0.30000	0.00000	
745	Thiruvannam	Construction of 29 individual houses in Thiruvannam Phase IV (7C380382407098471)	29/08/2019	96.00	33	30	1	64	31	25	1	57	2	5	0	31	25	1	34.20000	24.60000	1.20000	5.40000	11.40000	0.00000	9.30000	7.50000	0.00000	3	2	0.00000	0.00000	0.00000	
746	Thiruvannam	Construction of 70 individual houses in Thiruvannam (7C380382409301901)	27/12/2019	105.00	49	21	0	70	47	21	0	68	2	0	0	47	21	0	39.60000	20.40000	0.00000	19.20000	4.80000	0.00000	13.50000	5.70000	0.00000	3	2	0.60000	0.60000	0.00000	
747	Thiruvannam	Construction of 130 individual houses in Thiruvannam Municipality (7C38038240549801)	25/09/2019	195.00	116	13	1	130	100	11	1	112	16	2	0	100	11	1	40.20000	2.40000	0.00000	120.60000	14.40000	1.20000	0.00000	0.00000	0.00000	3	1	8.40000	2.10000	0.30000	
748	Thiruvannam	Construction of 1309 individual houses in Keeladevannam and other 13 slums (7C380382510418541)	21/12/2015	1863.50	525	776	8	1309	432	596	5	1033	67	136	2	432	596	5	1073.58000	0.00000	2.66000	-378.54000	1136.40000	8.14000	0.00000	0.00000	0.00000	3	1	33.16000	-79.20000	-0.90000	
749	Thiruvannam	Construction of 275 houses in Thiruvannam and other schemes (7C380382728096318P01)	30/09/2016	412.50	210	65	0	275	163	53	0	216	44	8	0	163	53	0	124.20000	36.60000	0.00000	88.80000	86.40000	0.00000	0.00000	0.00000	0.00000	3	1	84.30000	-33.90000	0.00000	
750	Thiruvannam	Construction of 278 houses of Non slum urban poor families in Trichy Corporation inclusive of LPA (7C38038210293441)	07/02/2018	417.00	112	165	1	278	99	138	1	238	13	26	0	99	138	1	72.60000	106.80000	0.60000	72.60000	106.80000	0.60000	0.00000	0.00000	0.00000	3	1	18.90000	24.60000	0.30000	

Handwritten signature or mark.

751	Trucheppalli	Construction of 419 individual houses at Amins Nagar and other 4 slums ( 356.40572803818P03 )	22/07/2016	626.50	193	221	5	419	168	180	5	353	18	34	0	168	180	5	129.00000	150.00000	3.00000	129.00000	150.00000	3.00000	0.00000	0.00000	0.00000	3	1	15.60000	10.80000	1.50000
752	Trucheppalli	Construction of 54 individual houses in Srirangam Zone in Trichy District ( 7C380361048812 )	29/08/2019	771.00	299	207	8	514	253	171	8	432	45	34	0	253	171	8	211.80000	139.80000	7.80000	147.00000	107.40000	1.80000	73.50000	48.20000	2.40000	3	2	1.20000	0.90000	0.00000
753	Trucheppalli	Construction of 520 individual houses in Abheekuram zone in Trichy district ( 356.40572803818P09 )	29/08/2019	780.00	410	110	0	520	333	98	0	431	51	12	0	333	98	0	217.20000	137.40000	5.40000	307.20000	0.60000	-5.40000	0.00000	0.00000	0.00000	3	1	36.30000	23.40000	0.00000
754	Trucheppalli	Construction of 545 individual houses in Permalam Zone in Trichy District ( 356.40572803818P10 )	29/08/2019	817.50	335	204	6	545	289	178	5	472	40	24	1	289	178	5	219.60000	136.20000	3.00000	187.20000	112.20000	4.20000	73.50000	46.50000	1.50000	3	2	1.20000	0.90000	0.00000
755	Trucheppalli	Construction of 73 individual BLC houses in Permalam zone in Trichy District ( 356.40572803818P12 )	27/04/2018	1159.50	328	456	9	773	277	311	4	592	40	97	5	277	311	4	213.60000	291.60000	7.80000	213.60000	243.60000	7.80000	0.00000	0.00000	0.00000	3	1	36.30000	47.70000	-3.60000
756	Trucheppalli	Construction of 221 individual houses in Non slums urban poor families in Ward 30 Trucheppalli corporation ( 356.40572803818P08 )	22/07/2016	331.50	81	134	6	221	78	135	6	217	3	1	0	78	135	6	79.20000	102.00000	12.00000	18.00000	58.80000	-4.80000	0.00000	0.00000	0.00000	3	1	23.40000	39.90000	1.80000
757	Trucheppalli	Construction of 566 individual houses in Non slums urban poor families in Ward 50 Trucheppalli Corporation ( 356.40572803818P04 )	22/07/2016	848.00	335	197	34	566	322	179	33	534	13	17	1	322	179	33	279.00000	138.00000	29.40000	132.00000	98.40000	11.40000	0.00000	0.00000	0.00000	3	1	96.60000	52.50000	9.90000
758	Trucheppalli	Construction of 626 individual houses in Trucheppalli in Trucheppalli district ( 356.40572803818P04 )	29/08/2019	939.00	469	132	25	626	427	124	23	574	42	8	2	427	124	23	294.00000	81.00000	15.00000	268.80000	77.40000	15.00000	126.30000	36.30000	6.60000	3	2	1.80000	0.90000	0.30000
759	Trucheppalli	Construction of 201 individual houses in Trucheppalli Corporation and LPA Ph. NV ( 356.40572803818P13 )	20/01/2021	151.50	86	13	2	101	79	12	2	93	7	1	0	79	12	2	55.80000	9.00000	1.80000	47.40000	6.60000	0.60000	21.90000	2.70000	0.30000	3	2	1.80000	0.90000	0.30000
760	Trucheppalli	Construction of 113 individual houses in Trucheppalli Corporation and LPA Ph. NV ( 356.40572803818P09 )	20/01/2021	169.50	86	27	0	113	69	23	0	92	17	4	0	69	23	0	51.60000	17.40000	0.00000	51.60000	15.00000	0.20000	0.00000	0.00000	0.00000	3	1	20.70000	6.90000	0.90000
761	Trucheppalli	Construction of 117 individual houses in Trucheppalli Corporation and LPA Ph. NV ( 356.40572803818P11 )	20/01/2021	175.50	104	9	4	117	102	8	4	114	2	0	0	102	8	4	60.00000	5.40000	2.40000	64.80000	5.40000	2.40000	30.00000	2.40000	1.20000	3	2	0.60000	-1.20000	0.00000
762	Trucheppalli	Construction of 284 individual houses in Trucheppalli in Trucheppalli district ( 356.40572803818P11 )	29/08/2019	426.00	264	20	0	284	245	18	0	263	19	2	0	245	18	0	168.00000	12.00000	0.00000	148.80000	12.00000	0.00000	72.60000	5.10000	0.00000	3	2	0.90000	0.30000	0.00000
763	Trucheppalli	Construction of 339 individual houses in Non Slum urban poor families in Trucheppalli Corporation Ph. III ( 356.40572803818P11 )	28/11/2018	508.50	199	131	9	339	184	126	9	319	14	5	0	184	126	9	162.00000	30.00000	7.80000	75.60000	127.20000	3.00000	53.40000	37.20000	2.40000	3	3	1.80000	0.60000	0.30000
764	Trucheppalli	Construction of 341 individual houses in Amethkar street and other 8 slums ( 356.40572803818P11 )	26/05/2016	511.50	135	194	12	341	131	186	12	329	4	7	0	131	186	12	211.30000	37.80000	1.87000	-0.95000	230.33000	14.93000	-11.70000	18.29000	1.20000	3	2	0.60000	0.30000	0.00000
765	Trucheppalli	Construction of 432 individual houses for urban poor families in Trucheppalli Corporation Phase III ( 356.40572803818P02 )	27/04/2018	648.00	275	141	16	432	266	135	13	414	9	6	3	266	135	13	339.60000	239.40000	19.20000	-9.60000	-70.20000	0.00000	79.50000	39.30000	3.90000	3	2	0.30000	1.20000	0.00000
766	Trucheppalli	Construction of 90 houses in 40 and 43 wards slum and non slum of Trucheppalli Corporation ( 7C380386004830 )	22/11/2016	135.00	71	13	6	90	67	13	5	85	3	0	0	67	13	5	129.00000	84.00000	1.80000	-45.00000	-68.40000	5.40000	20.10000	3.90000	0.30000	3	2	0.00000	0.00000	0.00000
767	Trucheppalli	TRIVYAMANTHAPURAM POTTA AND OTHER 11 SLUMS ( 7C380386003012 )	21/12/2015	394.00	66	188	10	244	64	183	10	257	1	5	0	64	183	10	175.67000	0.00000	1.71000	-93.09000	223.20000	16.29000	14.62000	57.00000	-3.00000	3	3	0.00000	0.30000	0.00000
768	Trucheppalli	Construction of 431 HH for Non slum urban poor families ( 356.40572803818P01 )	22/11/2016	244.50	50	110	3	163	41	94	2	137	7	15	1	41	94	2	35.40000	116.40000	4.20000	24.60000	19.20000	-0.60000	8.10000	22.50000	-0.60000	3	3	1.80000	0.90000	1.20000
769	Trucheppalli	Construction of 75 individual houses in Trucheppalli TP ( 7C380372703007 )	20/01/2021	112.50	64	11	0	75	57	8	0	65	7	3	0	57	8	0	19.80000	6.60000	0.00000	57.00000	6.60000	0.00000	0.00000	0.00000	0.00000	3	1	17.10000	2.40000	0.00000
770	Trucheppalli	Construction of 47 individual houses in Trucheppalli LPA in Trucheppalli district ( 7C3804026054811 )	28/06/2019	70.50	42	5	0	47	42	2	0	44	0	3	0	42	2	0	33.00000	5.40000	0.00000	17.40000	1.80000	0.00000	12.60000	-0.60000	0.00000	3	2	0.00000	0.00000	0.00000
771	Trucheppalli	Construction of 13 individual houses in Trucheppalli Corporation and LPA ( 7C3804026042366 )	25/09/2019	22.50	12	3	0	15	11	2	0	13	1	0	0	11	2	0	10.20000	4.80000	0.00000	4.20000	-2.40000	0.00000	0.00000	0.00000	0.00000	3	1	3.30000	0.60000	0.00000

APC



772	Trirupur	Construction of 152 individual houses in Trirupur I/A Phase III at Trirupur District (TC3804026042357) (39E3309048040268P16)	30/01/2019	228.00	126	26	0	152	112	28	0	135	14	3	0	112	23	0	98.40000	21.00000	0.00000	54.00000	11.40000	0.00000	32.10000	5.40000	0.00000	3	9	0.30000	0.30000	0.00000
773	Trirupur	Construction of 154 individual houses in Palakkattalam in Trirupur District (TC3804026049931) (39E3309048040268P23)	28/06/2019	231.00	116	38	0	154	110	33	0	143	6	5	0	110	33	0	86.40000	33.60000	0.00000	52.80000	12.00000	0.00000	32.70000	9.00000	0.00000	3	2	0.30000	0.90000	0.00000
774	Trirupur	Construction of 177 individual houses for Non-Slim Urban Poor families in Trirupur Phase-V Tamil Nadu under Beneficiary Led Construction (TC3804026029788) (39E3309048040268P17)	30/01/2019	265.50	131	42	4	177	127	42	3	172	4	0	1	127	42	3	70.80000	3.60000	3.60000	86.40000	46.80000	1.20000	0.00000	0.00000	0.00000	3	1	38.10000	12.60000	0.90000
775	Trirupur	Construction of 179 individual houses in Zone 4 in Trirupur Corporation (TC3804026048929) (39E3309048040268P32)	29/08/2019	268.50	134	45	0	179	124	49	0	167	10	2	0	124	49	0	98.40000	33.60000	0.00000	62.40000	20.40000	0.00000	0.00000	0.00000	0.00000	3	1	37.20000	12.90000	0.00000
776	Trirupur	Construction of 237 individual houses for Adarapalayam Vengalad at Trirupur District (TC3804026054817) (39E3309048040268P18)	30/01/2019	355.50	114	123	0	237	104	117	0	221	10	5	0	104	117	0	72.60000	78.00000	0.00000	65.40000	70.80000	0.00000	28.80000	32.70000	0.00000	3	3	1.20000	0.00000	0.00000
777	Trirupur	Construction of 24 individual houses in Trirupur Corporation Phase VI in Trirupur District (TC3804026042349) (39E3309048040268P27)	29/08/2019	36.00	20	4	0	24	18	4	0	22	2	0	0	18	4	0	10.80000	2.40000	0.00000	13.20000	2.40000	0.00000	0.00000	0.00000	0.00000	3	1	5.40000	1.20000	0.00000
778	Trirupur	Construction of 25 individual houses in Trirupur Corporation Phase X (TC3804026048996) (39E3309048040268P20)	25/09/2019	37.50	17	8	0	25	17	6	0	23	0	2	0	17	6	0	10.20000	4.80000	0.00000	10.20000	4.80000	0.00000	0.00000	0.00000	0.00000	3	1	5.10000	1.80000	0.00000
779	Trirupur	Construction of 282 individual houses in Vengalpalayam and 16 Slums in Trirupur, Tamil Nadu under R.C. (TC3804026054818) (39E3309048040268P20)	24/07/2017	387.00	135	102	1	288	147	92	0	239	7	9	1	147	92	0	102.00000	83.40000	0.60000	82.80000	41.60000	0.60000	44.10000	24.00000	0.00000	3	2	0.00000	0.00000	0.00000
780	Trirupur	Construction of 282 individual houses in Kallangudi Vengalad at Trirupur District (TC3804026042353) (39E3309048040268P20)	30/01/2019	423.00	118	164	0	282	115	154	0	269	3	9	0	115	154	0	110.40000	129.00000	0.00000	37.20000	69.00000	0.00000	28.50000	43.20000	0.00000	3	3	0.00000	0.60000	0.00000
781	Trirupur	Construction of 284 individual houses in Kuvempalayam in Trirupur District (TC3804026029784) (39E3309048040268P19)	30/01/2019	428.00	233	51	0	284	228	49	0	275	6	2	0	228	49	0	163.20000	34.80000	0.00000	116.40000	26.40000	0.00000	66.60000	14.70000	0.00000	3	2	0.00000	0.00000	0.00000
782	Trirupur	Construction of 30 individual houses in Trirupur I/A (TC3804026042351) (39E3309048040268P20)	29/08/2019	45.00	25	3	2	30	24	2	2	28	1	1	0	24	2	2	15.60000	3.60000	0.00000	14.40000	0.00000	2.40000	0.00000	0.00000	0.00000	3	1	7.20000	0.60000	0.60000
783	Trirupur	Construction of 312 individual houses in Trirupur Zone 1 Corporation (TC3804026054819) (39E3309048040268P20)	25/09/2019	468.00	130	182	0	312	102	151	0	253	25	19	0	102	151	0	110.40000	93.60000	0.00000	45.60000	132.00000	0.00000	25.50000	20.70000	0.00000	3	2	1.50000	3.00000	0.00000
784	Trirupur	Construction of 323 individual houses at Palakkattalam Kovi street and 16 other schemes (TC3804026057160) (39E3309048040268P24)	18/01/2017	484.50	198	121	4	323	194	106	3	303	2	12	1	194	106	3	405.30000	3.85000	0.00000	-168.95000	141.35000	4.80000	57.00000	29.40000	0.90000	3	2	0.00000	-1.20000	0.00000
785	Trirupur	Construction of 463 individual houses at Amarayathalayan and 26 other schemes (TC3804026054821) (39E3309048040268P25)	18/01/2017	694.50	167	296	0	463	160	252	0	412	7	41	0	160	252	0	55.20000	36.60000	0.00000	145.20000	-15.60000	0.00000	48.00000	75.90000	0.00000	3	3	0.00000	0.90000	0.00000
786	Trirupur	Construction of 9 individual houses in Trirupur Corporation in Trirupur District (TC3804026049931) (39E3309048040268P17)	29/08/2019	13.50	6	3	0	9	6	3	0	9	0	0	0	6	3	0	4.20000	1.80000	0.00000	3.00000	1.80000	0.00000	0.00000	0.00000	0.00000	3	1	1.80000	0.90000	0.00000
787	Trirupur	Construction of 252 individual houses for Non-Slim Urban poor families in Trirupur Corporation Planning area Ph-II (TC3804026039082) (39E3309048040268P15)	25/09/2018	1387.50	626	287	12	925	604	262	12	878	19	25	0	604	262	12	406.20000	138.60000	8.40000	341.40000	205.80000	6.00000	178.80000	78.00000	3.60000	3	2	2.40000	0.60000	0.00000
788	Trirupur	Construction of 111 individual houses in Trirupur Municipality (TC3804026059933) (39E3309048040268P20)	25/09/2019	168.50	38	36	37	111	31	30	28	89	6	5	9	31	30	28	24.00000	24.00000	22.80000	21.60000	19.20000	21.60000	0.00000	0.00000	0.00000	3	1	8.10000	7.80000	8.40000
789	Trirupur	Construction of 252 individual houses in Trirupur Municipality in Thiruvallur District (TC3803130029938) (39E3309048040268P20)	29/08/2019	378.00	41	173	38	252	30	122	29	181	9	44	8	30	122	29	30.60000	120.00000	32.40000	18.60000	87.60000	13.20000	0.00000	0.00000	0.00000	3	1	6.60000	28.20000	7.50000
790	Trirupur	Construction of 27 individual houses at Trirupur Municipality (TC380313002917) (39E3309048040268P20)	29/09/2017	40.50	0	27	0	27	0	22	0	22	0	5	0	0	22	0	-60.60000	43.20000	0.00000	0.00000	40.20000	0.00000	0.00000	0.00000	0.00000	3	1	60.60000	-44.40000	0.00000

Handwritten signature or mark.

791	Trivernam	Construction of 321 individual houses for urban poor families at Trivernam Municipality (7C38031905279) (38620566803189P02)	29/05/2017	481.50	108	155	60	321	86	121	50	237	22	32	10	86	121	50	-389,000.00	28,200.00	43,200.00	106,200.00	147,600.00	45,000.00	0.00000	0.00000	0.00000	3	1	418,200.00	44,100.00	-1,200.00
792	Trivernam	Construction of 76 individual houses in Trivernam Municipality (7C380319029934) (38620566803189P09)	25/09/2019	114.00	26	29	21	76	21	21	14	56	5	8	6	21	21	14	28,200.00	24,000.00	15,600.00	3,000.00	10,800.00	9,600.00	0.00000	0.00000	0.00000	3	1	6,300.00	6,300.00	3,000.00
793	Trivernam	Construction of 81 individual houses in Trivernam Municipality (7C380319029934) (38620566803189P09)	25/09/2019	121.50	32	37	12	81	24	30	11	65	7	7	1	24	30	11	24,600.00	25,200.00	13,200.00	13,800.00	19,200.00	1,200.00	0.00000	0.00000	0.00000	3	1	6,000.00	9,000.00	3,300.00
794	Trivernam	Construction of 119 individual houses for non slum urban poor families in Trivernam Municipality Phase-V of Trivernam District (7C380342016241) (3869065728034228P51)	07/08/2020	178.50	114	5	0	119	104	3	0	107	10	2	0	104	3	0	67,800.00	3,000.00	0.00000	69,000.00	3,000.00	0.00000	30,600.00	0.90000	0.00000	3	2	0.60000	0.00000	0.00000
795	Trivernam	Construction of 690 individual houses in Trivernam Municipality (7C380342022804) (3869065728034228P05)	29/05/2017	1035.00	529	160	1	690	502	140	1	643	26	20	0	502	140	1	316,800.00	96,000.00	0.60000	422,400.00	180,000.00	1,200.00	45,000.00	-42,600.00	-0.30000	3	3	0.00000	0.60000	0.00000
796	Trivernam	Construction of 81 individual houses in Trivernam Phase-V (7C380342035211) (3869065728034228P04)	29/08/2019	121.50	75	6	0	81	68	6	0	74	7	0	0	68	6	0	55,800.00	4,200.00	0.00000	34,200.00	3,000.00	0.00000	20,100.00	1.80000	0.00000	3	2	0.30000	0.00000	0.00000
797	Trivernam	Construction of 145 individual houses in Trivernam Municipality Ph VIII (7C380319051700) (38620566803189P08)	20/01/2021	217.50	81	64	0	145	70	59	0	129	11	5	0	70	59	0	28,200.00	41,400.00	0.00000	71,400.00	41,400.00	0.00000	18,300.00	11.40000	0.00000	3	2	0.30000	0.30000	0.00000
798	Trivernam	Construction of 150 individual houses in Trivernam Municipality (7C380319040201) (38620566803189P01)	24/04/2017	234.00	79	82	1	156	66	72	1	139	5	10	0	66	72	1	95,800.00	141,600.00	3,600.00	-10,600.00	-43,200.00	-2,400.00	19,800.00	21.30000	0.30000	3	2	0.00000	0.30000	0.00000
799	Trivernam	RC Construction of 45 individual houses at Thivernam Ph V (7C380319029934) (38620566803189P05)	25/06/2018	67.50	5	40	0	45	5	35	0	40	0	4	0	5	35	0	3,000.00	40,800.00	0.00000	3,000.00	6,000.00	0.00000	0.00000	0.00000	0.00000	3	1	1,500.00	10,500.00	0.00000
800	Trivernam	Construction of 44 individual houses for non slum urban poor families in thivernam municipality (7C380319040201) (38620566803189P06)	26/09/2018	66.00	33	11	0	44	32	11	0	43	1	0	0	32	11	0	3,000.00	10,800.00	0.00000	37,800.00	3,600.00	0.00000	8,400.00	2.10000	0.00000	3	3	0.00000	0.00000	0.00000
801	Trivernam	Construction of 599 individual houses in Trivernam (7C3803413029357) (3869065728034189P41)	22/11/2016	898.50	536	62	1	599	489	57	1	547	47	5	0	489	57	1	568,800.00	166,200.00	1,800.00	74,400.00	-91,800.00	-0.60000	0.00000	0.00000	0.00000	3	1	146,700.00	17,100.00	0.30000
802	Trivernam	Construction of 71 individual houses in Trivernam Phase-V at Thivernam District (7C3803413029358) (3869065728034189P41)	25/02/2019	106.50	67	4	0	71	60	3	0	63	6	1	0	60	3	0	67,800.00	4,800.00	0.00000	12,600.00	0.00000	0.00000	16,800.00	0.90000	0.00000	3	2	0.00000	0.00000	0.00000
803	Trivernam	Construction of 62 individual houses in Thivernam Phase-V (7C3803413029358) (3869065728034189P41)	29/08/2019	138.00	68	24	0	92	65	22	0	87	3	2	0	65	22	0	42,600.00	17,400.00	0.00000	39,000.00	11,400.00	0.00000	18,600.00	6.30000	0.00000	3	2	0.90000	0.30000	0.00000
804	Trivernam	Construction of 14 individual houses in Thivernam (7C3803413029358) (3869065728034189P41)	27/12/2019	21.00	11	3	0	14	9	2	0	11	2	1	0	9	2	0	16,800.00	7,200.00	0.00000	-3,600.00	-3,600.00	0.00000	0.00000	0.00000	0.00000	3	1	2,700.00	0.60000	0.00000
805	Trivernam	Construction of 55 houses at TNP PUGALUR (7C3803603047075) (3861307898036038P01)	25/01/2016	82.50	27	27	1	55	26	27	1	54	1	0	0	26	27	1	48,137.5	2,800.5	0.00619	-17,413.75	30,019.5	1.19381	0.00000	0.00000	0.00000	3	1	7,800.00	8,100.00	0.30000
806	Trivernam	Construction of 6 individual houses in TNP Pugalur at Haru District (7C3803603029814) (3861307898036038P04)	29/08/2019	9.00	2	4	0	6	2	4	0	6	0	0	0	2	4	0	1,200.00	3,000.00	0.00000	1,200.00	1,800.00	0.00000	0.00000	0.00000	0.00000	3	1	0.60000	1,200.00	0.00000
807	Udalgudi	Construction of 49 individual houses in Udalgudi in Thonakudal district (7C3803603029814) (3861307898036038P04)	29/08/2019	73.50	44	5	0	49	42	5	0	47	2	0	0	42	5	0	36,000.00	7,800.00	1.20000	16,800.00	-1,800.00	-1,200.00	12,000.00	1.50000	0.00000	3	2	0.60000	0.00000	0.00000
808	Udalgudi	Construction of 131 individual houses in Udalgudi Phase III (7C380364042481) (3861307898036404P03)	27/04/2018	181.50	76	44	1	121	72	39	1	112	3	5	0	72	39	1	66,600.00	32,400.00	0.00000	23,400.00	20,400.00	1,200.00	0.00000	0.00000	0.00000	3	1	21,600.00	11,700.00	0.30000
809	Udalgudi	Construction of 46 individual houses for am Udalgudi Phase IV at The Nilgiris (7C380364033950) (3861307898036403P05)	30/01/2019	729.00	402	82	2	466	360	80	2	442	39	2	0	360	80	2	78,000.00	54,000.00	0.00000	456,800.00	45,600.00	2,400.00	70,200.00	22.80000	0.60000	3	3	1,800.00	0.00000	0.00000
810	Udalgudi	Construction of 49 individual houses in Udalgudi Municipal Phase V Nilgiris District (7C38036404817) (3861307898036404P09)	23/09/2022	73.50	23	26	0	49	20	22	0	42	3	4	0	20	22	0	13,800.00	16,200.00	0.00000	13,800.00	15,600.00	0.00000	0.00000	0.00000	0.00000	3	1	6,000.00	6,000.00	0.00000
811	Udalgudi	Construction of 99 individual houses at Bog Street and 2 other slums (7C380364030126) (3861307898036403P03)	22/11/2016	148.50	29	70	0	99	29	64	0	93	0	6	0	29	64	0	40,800.00	97,800.00	0.00000	-6,000.00	-13,800.00	0.00000	8,700.00	18.90000	0.00000	3	3	0.00000	0.30000	0.00000

gpc



812	Udamalaperai	Construction of 178 houses in MGR Nagar and other 13 schemes (7C3804029022611)	30/09/2016	267.00	133	25	0	178	152	24	0	176	1	1	0	152	24	0	91.80000	15.00000	0.00000	94.89000	28.13000	-0.02000	42.51000	-5.93000	0.02000	3	3	0.00000	0.00000	0.00000
813	Udamalaperai	Construction of 160 individual houses at Udamalaperai Phase 2 in Tiruppur District (7C3804029023461)	30/01/2019	248.00	133	27	0	160	123	27	0	150	8	0	0	123	27	0	79.80000	7.20000	0.00000	79.80000	25.20000	0.00000	34.50000	8.10000	0.00000	3	3	0.00000	0.00000	0.00000
814	Udamalaperai	Construction of 167 individual houses for Non-Sum urban poor families in Udamalaperai Municipality (7C3804029023904)	22/11/2016	250.50	120	46	1	167	117	46	1	164	2	0	0	117	46	1	130.80000	55.80000	0.00000	12.00000	0.60000	1.20000	35.10000	12.30000	0.30000	3	3	0.00000	0.30000	0.00000
815	Udamalaperai	Construction of 89 houses at Rajaji (7C3804029024831)	30/09/2016	403.50	181	84	4	269	176	80	4	260	3	4	0	176	80	4	107.40000	50.40000	2.40000	50.78000	142.45000	5.97000	108.82000	48.35000	-2.37000	3	3	0.60000	0.30000	0.00000
816	Ulundupatti	Construction of 24 individual houses in Ulundupatti (7C3803442034851)	27/12/2019	86.00	11	13	0	24	11	8	0	19	0	5	0	11	8	0	20.40000	39.00000	0.00000	-7.20000	-23.40000	0.00000	0.00000	0.00000	0.00000	3	1	3.30000	2.40000	0.00000
817	Ulundupatti	Construction of 11 individual houses in Ulundupatti (7C3803553034484)	25/09/2019	16.50	5	6	0	11	5	4	0	9	0	1	0	5	4	0	4.20000	4.80000	0.00000	1.80000	1.20000	0.00000	0.00000	0.00000	0.00000	3	1	1.50000	1.20000	0.00000
818	Uppidamangalam	Construction of 25 individual houses in Uppidamangalam Phase III at Karur District (7C3803610007441)	30/01/2019	37.50	17	7	1	25	16	6	0	22	1	1	1	16	6	0	12.00000	4.20000	0.60000	8.40000	-4.20000	0.60000	4.50000	1.80000	0.00000	3	2	0.30000	0.00000	0.00000
819	Ulundupatti	Construction of 159 individual houses in Ulundupatti Municipality Phase III (7C380359503510893)	07/02/2018	238.50	129	29	1	159	118	27	1	146	10	2	0	118	27	1	127.80000	22.20000	0.60000	25.80000	12.60000	0.60000	35.10000	8.10000	0.30000	3	3	0.30000	0.00000	0.00000
820	Ulundupatti	Construction of 25 individual houses in Ulundupatti Ph IV at Madurai district (7C3803749042901)	30/01/2019	337.50	188	27	0	225	165	18	0	183	33	9	0	165	18	0	56.40000	0.00000	0.00000	208.80000	34.80000	0.00000	20.10000	3.00000	0.00000	3	2	1.80000	0.00000	0.00000
821	Uthumapala	Construction of 23 individual houses in Uthumapala (7C3803790472811)	25/09/2019	34.50	17	6	0	23	14	5	0	19	3	1	0	14	5	0	3.60000	0.60000	0.00000	16.80000	6.60000	0.00000	0.00000	0.00000	0.00000	3	1	4.20000	1.50000	0.00000
822	Uthumapala	Construction of 23 individual houses in Uthumapala TP Ph II (7C3803790212431)	07/08/2020	34.50	21	2	0	23	20	1	0	21	1	1	0	20	1	0	7.80000	0.00000	0.00000	17.40000	1.20000	0.00000	5.40000	0.30000	0.00000	3	2	0.60000	1.20000	0.00000
823	Uthumapala	Construction of 89 BLC House Holds in Uthumapala Town Panchayat (7C380359442581)	07/08/2020	133.50	82	7	0	89	70	5	0	75	12	2	0	70	5	0	85.20000	4.80000	0.00000	13.20000	3.60000	0.00000	20.70000	1.50000	0.00000	3	2	0.30000	0.00000	0.00000
824	Ulundupatti	Construction of 32 individual houses in Ulundupatti Town Panchayat (7C380372034061)	07/08/2020	48.00	11	21	0	32	10	18	0	28	1	3	0	10	18	0	5.40000	19.80000	0.00000	7.80000	5.40000	0.00000	2.70000	5.10000	0.00000	3	2	0.30000	0.30000	0.00000
825	Vadakkal	Construction of 132 individual houses in Vadakkal Kempidagai Town Panchayat (7C3803820242611)	07/08/2020	198.00	107	25	0	132	86	21	0	107	20	4	0	86	21	0	74.40000	15.00000	0.00000	52.80000	15.00000	0.00000	0.00000	0.00000	0.00000	3	1	25.80000	6.30000	0.00000
826	Vadakkal	Construction of 27 individual houses in Vadakkal Phase I (7C3803480344271)	27/12/2019	40.50	20	7	0	27	20	5	0	25	0	2	0	20	5	0	21.00000	9.00000	0.00000	3.00000	-0.60000	0.00000	0.00000	0.00000	0.00000	3	1	6.00000	1.50000	0.00000
827	Vadakkal	Construction of 71 individual houses in Vadakkal (7C380371880318893)	27/12/2019	106.50	61	7	3	71	56	7	1	64	5	0	2	56	7	1	39.00000	4.80000	1.80000	34.20000	3.60000	1.80000	15.90000	2.10000	0.30000	3	2	0.90000	0.00000	0.00000
828	Vadakkal	Construction of 20 individual houses in Vadakkal (7C3803870301341)	20/01/2021	30.00	16	4	0	20	16	4	0	20	0	0	0	16	4	0	8.40000	2.40000	0.00000	10.80000	2.40000	0.00000	0.00000	0.00000	0.00000	3	1	4.80000	1.20000	0.00000
829	Vadakkal	Construction of 56 individual houses in Vadakkal (7C380365204787)	27/12/2019	84.00	24	32	0	56	19	29	0	48	5	3	0	19	29	0	23.40000	36.00000	0.00000	5.40000	2.40000	0.00000	0.00000	0.00000	0.00000	3	1	5.70000	8.70000	0.00000
830	Vadakkal	Construction of 13 individual houses in Vadakkal (7C3803544052298)	27/12/2019	19.50	13	0	0	13	12	0	0	12	1	0	0	12	0	0	7.20000	0.00000	0.00000	9.60000	0.00000	0.00000	2.40000	0.00000	0.00000	3	2	0.00000	0.00000	0.00000
831	Vadakkal	Construction of 3 individual houses in Vadakkal (7C3803584047728)	23/11/2021	4.50	3	0	0	3	3	0	0	3	0	0	0	3	0	0	1.80000	0.00000	0.00000	1.80000	0.00000	0.00000	0.00000	0.00000	0.00000	3	1	0.90000	0.00000	0.00000
832	Vadakkal	Construction of 23 individual houses in Vadakkal (7C3803745001201)	27/12/2019	33.00	13	9	0	22	13	9	0	22	0	0	0	13	9	0	7.80000	5.40000	0.00000	7.80000	5.40000	0.00000	3.60000	1.80000	0.00000	3	2	0.30000	0.90000	0.00000

Handwritten signature or mark.

833	Vadgaonpatti	Construction of 10 individual houses in Vadgaonpatti TP (TC380350034492) (3861005753803508905)	25/09/2019	15.00	5	5	0	10	4	4	0	8	1	1	0	4	4	0	0.00000	3.00000	0.00000	6.00000	3.00000	0.00000	0.00000	0.00000	0.00000	0.00000	3	1	1.20000	1.20000	0.00000
834	Vadgaonpatti	Construction of 35 individual houses in Vadgaonpatti (TC380367908236) (3861005803605789804)	27/12/2019	52.50	14	21	0	35	12	15	0	27	2	5	0	12	15	0	12.00000	18.00000	0.00000	4.80000	7.20000	0.00000	0.00000	0.00000	0.00000	0.00000	3	1	3.60000	3.30000	0.00000
835	Vadgaonpatti	Construction of 15 individual houses in Vadgaonpatti (TC3803432035227) (3860707318034328903)	27/12/2019	22.50	12	3	0	15	12	3	0	15	0	0	0	12	3	0	10.80000	4.20000	0.00000	3.60000	-0.60000	0.00000	0.00000	0.00000	0.00000	3	1	3.60000	0.90000	0.00000	
836	Vadgaonpatti	Construction of 21 individual houses in Vadgaonpatti (TC3803288382801) (3860707318034328903)	27/12/2019	46.50	25	6	0	31	25	6	0	31	0	0	0	25	6	0	39.00000	6.00000	0.00000	-9.00000	1.20000	0.00000	0.00000	0.00000	0.00000	3	1	7.50000	1.80000	0.00000	
837	Vadgaonpatti	Construction of 30 individual houses in Vadgaonpatti (TC380350030005) (3860707318034328903)	27/12/2019	45.00	20	10	0	30	14	9	0	23	4	1	0	14	9	0	9.00000	4.80000	0.00000	15.00000	7.20000	0.00000	0.00000	0.00000	0.00000	3	1	1.80000	2.70000	0.00000	
838	Vadgaonpatti	Construction of 41 individual houses for non-slim urban poor families in Vadgaonpatti (TC3804010023708) (3860707318034328903)	25/06/2018	61.50	40	1	0	41	37	0	0	37	1	0	0	37	0	0	17.40000	27.00000	0.00000	30.60000	-25.80000	0.00000	0.00000	0.00000	0.00000	3	1	8.70000	-1.20000	0.00000	
839	Vadgaonpatti	Construction of 40 BLC HH for non-slim urban poor families in Vadgaonpatti (TC3803415003040) (3860707318034328903)	28/11/2018	60.00	40	0	0	40	36	0	0	36	4	0	0	36	0	0	31.80000	0.00000	0.00000	16.20000	0.00000	0.00000	0.00000	0.00000	3	2	0.30000	0.00000	0.00000		
840	Vadgaonpatti	Construction of 23 individual houses in Vadgaonpatti (TC3803530029199) (3860707318034328903)	30/01/2019	19.50	10	3	0	13	9	2	0	11	1	1	0	9	2	0	9.00000	3.00000	0.00000	3.00000	0.60000	0.00000	0.00000	2.40000	0.00000	3	2	0.30000	0.00000	0.00000	
841	Vadgaonpatti	Construction of 23 individual houses in Vadgaonpatti (TC3803530029199) (3860707318034328903)	15/09/2019	34.50	19	4	0	23	18	4	0	22	1	0	0	18	4	0	10.80000	4.80000	0.00000	12.00000	0.00000	0.00000	0.00000	0.00000	0.00000	3	1	5.40000	1.20000	0.00000	
842	Vadgaonpatti	Construction of 47 individual houses in Vadgaonpatti (TC38034040201) (3860707318034328903)	29/08/2019	250.50	124	42	1	167	96	29	1	126	28	12	0	96	29	1	118.80000	20.40000	0.00000	30.00000	30.00000	0.00000	0.00000	0.00000	3	1	28.80000	7.50000	0.30000		
843	Vadgaonpatti	Construction of 20 individual houses in Vadgaonpatti (TC380360020186) (3861205767803608904)	27/12/2019	30.00	18	2	0	20	16	2	0	18	2	0	0	16	2	0	5.40000	0.00000	0.00000	16.20000	2.40000	0.00000	0.00000	4.50000	0.00000	3	2	0.30000	0.00000	0.00000	
844	Vadgaonpatti	Construction of 75 individual houses in Vadgaonpatti (TC3803469047689) (3860707318034328903)	25/09/2019	112.50	64	11	0	75	61	10	0	71	3	1	0	61	10	0	37.80000	8.40000	0.00000	39.00000	4.80000	0.00000	0.00000	17.70000	0.00000	3	2	0.60000	0.00000	0.00000	
845	Vadgaonpatti	Construction of 7 individual houses in Vadgaonpatti (TC380353102300) (3860707318034328903)	27/12/2019	10.50	4	3	0	7	3	3	0	6	1	0	0	3	3	0	8.40000	2.40000	0.00000	-2.40000	1.20000	0.00000	0.00000	0.00000	3	1	-0.30000	0.90000	0.00000		
846	Vadgaonpatti	Construction of 18 individual houses in Vadgaonpatti (TC380343025856) (3860707318034328903)	27/12/2019	30.00	18	2	0	20	18	2	0	20	0	0	0	18	2	0	12.00000	0.00000	0.00000	9.60000	2.40000	0.00000	0.00000	0.00000	0.00000	3	1	5.40000	0.60000	0.00000	
847	Vadgaonpatti	Construction of 4 individual houses in Vadgaonpatti (TC380345002685) (3860707318034328903)	27/12/2019	21.00	9	5	0	14	8	5	0	13	1	0	0	8	5	0	9.60000	0.00000	0.00000	1.20000	6.00000	0.00000	0.00000	0.00000	0.00000	3	1	2.40000	1.50000	0.00000	
848	Vadgaonpatti	Construction of 173 individual houses in Vadgaonpatti in Trunelwell district (TC380386603778) (3862808778038668903)	29/08/2019	258.50	129	44	0	173	117	41	0	158	12	3	0	117	41	0	102.60000	32.40000	0.00000	52.20000	20.40000	0.00000	0.00000	84.20000	12.30000	0.00000	3	2	0.90000	0.00000	0.00000
849	Vadgaonpatti	Construction of 254 individual houses in Vadgaonpatti in Trunelwell district-TN/JUDH (TC3803866030197) (3862808778038668903)	29/08/2019	381.00	195	59	0	254	180	55	0	235	15	4	0	180	55	0	151.00000	71.40000	0.00000	81.00000	-0.60000	0.00000	0.00000	52.50000	15.90000	0.00000	3	2	1.50000	0.60000	0.00000
850	Vadgaonpatti	Construction of 89 individual houses in Vadgaonpatti in Vadgaonpatti district (TC3804010023708) (3860707318034328903)	30/01/2019	88.50	29	30	0	59	29	30	0	59	0	0	0	29	30	0	13.80000	7.20000	0.00000	21.00000	28.80000	0.00000	0.00000	8.70000	8.40000	0.00000	3	2	0.00000	0.60000	0.00000
851	Vadgaonpatti	Construction of 36 individual houses in Vadgaonpatti in TN/JUDH (TC3803920052392) (3862808778038668903)	20/01/2021	54.00	34	2	0	36	29	2	0	31	5	0	0	29	2	0	13.80000	0.00000	0.00000	28.20000	2.40000	0.00000	0.00000	0.00000	0.00000	3	1	7.50000	0.60000	0.00000	
852	Vadgaonpatti	Construction of 182 BLC houses in Vadgaonpatti (TC380393003953) (3862808778038668903)	29/08/2019	273.00	147	35	0	182	130	32	0	162	17	3	0	130	32	0	94.00000	24.00000	0.00000	80.40000	18.00000	0.00000	0.00000	86.40000	8.70000	0.00000	3	2	0.60000	0.90000	0.00000
853	Vadgaonpatti	Construction of 203 individual HH under BLC in Vadgaonpatti (TC380393003953) (3862808778038668903)	28/11/2018	304.50	127	75	1	203	110	65	0	175	15	8	0	110	65	0	175.20000	46.20000	1.80000	-18.00000	45.00000	-0.60000	0.00000	22.50000	12.60000	-1.20000	3	3	3.30000	3.30000	0.00000
854	Vadgaonpatti	Construction of 282 BLC houses in Vadgaonpatti (TC380393003953) (3862808778038668903)	29/08/2019	393.00	187	75	0	262	160	62	0	222	26	13	0	160	62	0	159.00000	21.00000	0.00000	65.40000	66.60000	0.00000	0.00000	0.00000	0.00000	3	1	46.80000	21.00000	0.00000	
855	Vadgaonpatti	Construction of 438 HH for non-slim in Vadgaonpatti (TC380393003953) (3862808778038668903)	25/06/2018	477.00	280	35	3	318	236	29	3	258	50	6	0	226	29	3	262.20000	31.80000	2.40000	72.60000	10.20000	1.20000	0.00000	62.10000	8.40000	0.90000	3	2	2.10000	0.30000	0.00000

*[Handwritten signature]*



856	Vellore	Construction of 137 individual houses in Vellore Phase-V at Vellore District   3365050217803888B021	25/02/2019	505.50	196	109	32	337	165	82	26	273	29	23	6	185	82	26	184.20000	108.60000	24.00000	55.80000	19.80000	16.80000	0.00000	0.00000	0.00000	3	1	42.30000	22.20000	5.40000
857	Vellore	Construction of 356 individual houses in Adi Peraiyad Colony and other 6 slums   3365050217803888B011	25/02/2016	534.00	234	119	3	356	218	99	3	320	14	18	0	218	99	3	253.55740	58.83880	0.40361	26.04260	84.16120	3.19639	63.90000	27.00000	0.90000	3	2	0.30000	0.30000	0.00000
858	Vellore	Construction of 92 HH in Vellore Corporation Phase-VII in Vellore District   3365050217803888B031	07/08/2020	138.00	72	20	0	92	64	18	0	82	8	1	0	64	18	0	53.40000	6.60000	0.00000	33.00000	17.40000	0.00000	18.60000	3.90000	0.00000	3	2	0.60000	0.30000	0.00000
859	Vellore	Construction of 96 individual houses in Vellore Corporation Phase-VI   3365050217803888B041	27/12/2019	144.00	87	9	0	96	83	6	0	89	4	3	0	83	6	0	49.20000	4.20000	0.00000	55.20000	6.60000	0.00000	23.70000	1.80000	0.00000	3	2	1.20000	0.00000	0.00000
860	Vellore	Construction of 664 individual houses at Vellore Local Planning Area   3365050217803888B051	27/04/2018	906.00	377	225	2	604	297	164	2	463	72	59	0	297	164	2	399.00000	225.80000	0.00000	53.40000	94.20000	2.40000	0.00000	0.00000	0.00000	3	1	79.50000	46.80000	0.60000
861	Vengalpur	Construction of 16 individual houses in Vengalpur Phase IV at mode district   3365050217803888B061	30/01/2019	24.00	16	0	0	16	15	0	0	15	1	0	0	15	0	0	10.20000	0.00000	0.00000	10.20000	0.00000	0.00000	3.30000	0.00000	0.00000	3	3	0.00000	0.00000	0.00000
862	Vetalaruppur	Construction of 10 individual houses in Vetalaruppur TP Ph-III   3365050217803888B071	07/08/2020	15.00	8	0	2	10	7	0	1	8	1	0	1	7	0	1	6.00000	0.00000	24.00000	3.60000	0.00000	-21.60000	0.00000	0.00000	0.00000	3	1	2.10000	0.00000	0.30000
863	Viramangalam	Construction of 176 individual houses in Viramangalam Municipality   3365050217803888B081	07/08/2020	264.00	150	26	0	176	139	25	0	164	11	1	0	139	25	0	92.40000	15.60000	0.00000	88.80000	15.60000	0.00000	40.80000	7.20000	0.00000	3	2	-0.30000	0.30000	0.00000
864	Viramangalam	Construction of 20 individual houses in Viramangalam TP Ph-III   3365050217803888B091	29/08/2019	301.50	186	15	0	201	174	13	0	187	11	2	0	174	13	0	142.20000	14.40000	0.00000	81.20000	3.60000	0.00000	52.20000	3.60000	0.00000	3	2	-1.20000	0.30000	0.00000
865	Viramangalam	Construction of 111 individual houses for non slum urban poor families in Viramangalam Municipality Ph IV   3365050217803888B101	25/06/2018	166.50	107	4	0	111	103	3	0	106	3	1	0	103	3	0	68.40000	3.00000	0.00000	58.80000	1.80000	0.00000	30.90000	0.90000	0.00000	3	2	0.00000	0.00000	0.00000
866	Viramangalam	Construction of 418 individual houses in Non Slum urban poor families at Viramangalam phase II Municipality   3365050217803888B111	24/07/2017	621.00	375	35	4	418	356	35	3	394	18	0	1	356	35	3	336.00000	46.20000	3.00000	112.80000	-4.20000	1.80000	106.80000	10.50000	0.90000	3	3	0.00000	0.00000	0.00000
867	Vilavur	Construction of 48 individual houses in Vilavur TP -THUDR   3365050217803888B121	07/08/2020	73.50	42	7	0	48	37	5	0	42	5	2	0	37	5	0	25.80000	4.20000	0.00000	24.60000	4.20000	0.00000	0.00000	0.00000	0.00000	3	1	11.10000	1.50000	0.00000
868	Vilavur	Construction of 15 individual houses in Vilavur TP Ph II -THUDR   3365050217803888B131	20/01/2021	22.50	13	2	0	15	12	2	0	14	1	0	0	12	2	0	7.80000	0.00000	0.00000	7.80000	2.40000	0.00000	0.00000	0.00000	0.00000	3	1	3.60000	0.60000	0.00000
869	Villupur	Construction of 70 individual houses in Villupur   3365050217803888B141	27/12/2019	105.00	58	12	0	70	56	11	0	67	2	1	0	56	11	0	34.80000	7.20000	0.00000	34.80000	7.20000	0.00000	16.20000	3.00000	0.00000	3	2	0.60000	0.30000	0.00000
870	Virudhunagar	Construction of 157 individual houses in Slum ward 4,6,7,12,17,22,33,34 and 35 and Non slum urban poor -ward 2,5,6,7,8,10,13 to 17,19,23 to 27,30 to 36 of Virudhunagar Municipality   3365050217803888B151	22/11/2018	235.50	124	33	0	157	119	32	0	151	4	0	0	119	32	0	210.60000	91.80000	0.60000	-69.00000	-53.40000	-0.60000	35.70000	9.60000	0.00000	3	3	0.00000	0.00000	0.00000
871	Virudhunagar	Construction of 275 houses for Non slums in Ward 1,2,6 to20,22,23,25,31 and 32   3365050217803888B161	30/09/2016	412.50	254	20	1	275	247	20	1	268	5	0	0	247	20	1	151.20000	12.00000	0.60000	151.20000	12.00000	0.60000	0.00000	0.00000	0.00000	3	1	74.10000	6.00000	0.30000
872	Walajpet	Construction of 10 HH for urban poor families   3365050217803888B171	22/11/2016	15.00	9	1	0	10	6	1	0	7	3	0	0	6	1	0	11.40000	4.20000	1.20000	-0.60000	-3.00000	-1.20000	0.00000	0.00000	0.00000	3	1	1.80000	0.30000	0.00000
873	Walajpet	Construction of 13 HH for non slum urban poor in Walajpet Phase-III   3365050217803888B181	28/11/2018	19.50	10	3	0	13	10	3	0	13	0	0	0	10	3	0	8.40000	0.00000	0.60000	9.60000	0.00000	-0.60000	-3.00000	4.20000	0.00000	3	2	0.00000	0.30000	0.00000
874	Walajpet	Construction of 20 individual houses in Walajpet Municipality Ph-VI   3365050217803888B191	23/11/2021	30.00	19	1	0	20	18	0	0	18	1	1	0	18	0	0	11.40000	0.60000	0.00000	11.40000	0.60000	0.00000	0.00000	0.00000	0.00000	3	1	5.40000	0.00000	0.00000
875	Walajpet	Construction of 25 individual houses in Walajpet municipality Phase-VIII   3365050217803888B201	23/09/2022	37.50	24	1	0	25	20	1	0	21	4	0	0	20	1	0	14.40000	0.60000	0.00000	14.40000	0.60000	0.00000	0.00000	0.00000	0.00000	3	1	6.00000	0.30000	0.00000

Handwritten signature or mark.

876	Zamin Uthulull Construction of 44 individual houses in Zamin Uthulull (738604035318) ( 5862039980403802)	27/12/2019	66.00	32	12	0	44	31	12	0	43	1	0	0	31	12	0	22.20000	1.80000	0.00000	16.20000	13.80000	0.00000	0.00000	0.00000	0.00000	0.00000	0.00000	3	1	9.30000	2.40000	0.00000
	10M		20464.00	95.714	38.750	1.953	1.86416	87.036	13.815	1.091	1.22.542	8091	4573	245	87056	33815	1691	7529.25588	3708.36124	1890.09277	4027.10412	16454.17076	502.12173	17878.55000	5455.79800	214.08600			6385.60000	2791.57000	191.80000		

*Handwritten signature*



S.No	City Name	Project Name	CMC Date	Central Assistance e (Rs.in Lakh)	Beneficiary as per OPR				Beneficiary Attached				Eligible Beneficiary count for Sanction				Beneficiary Geo-Tagged (of completed)				Beneficiary Not Geo-Tagged				Already Released 1st installment (Rs. in Lakh)				Already Released 2nd installment (Rs. in Lakh)				To be released as 2nd installment (Rs. in Lakh)						
					SC	ST	Total	Other than SC/ST	SC	ST	Total	Other than SC/ST	SC	ST	Total	Other than SC/ST	SC	ST	Total	Other than SC/ST	SC	ST	Total	Other than SC/ST	SC	ST	Total	Other than SC/ST	SC	ST	Total								
1	Adirampattinam	CONSTRUCTION 29 HOUSES ADMAMPATTINAM MUNICIPAL 2017-2018 (7C380372096118) (Not Available)	24/04/2017	43.50	20	9	29	20	9	29	20	9	29	18	6	24	18	6	24	18	6	24	15	6	21	6	6	12	15	6	21	15	6	21	-9.00000	-10.20000	0.00000		
2	Aadurthi	CONSTRUCTION 75 HOUSES ADUTHURTI TFCI 2015-2017 PHA-I (7C3803691039716) (Not Available)	18/01/2017	112.50	56	19	75	56	19	75	56	19	75	56	19	75	56	19	75	56	19	75	65	40	105	43	80	34	20	54	34	20	54	-73.20000	-55.20000	0.00000			
3	Aalambalam	Construction of 10 individual houses in Aalambalam TP Ph. VI (7C3803684954870) (Not Available)	20/01/2021	15.00	8	2	10	8	2	10	8	2	10	8	2	10	8	2	10	8	2	10	3	6	9	3	6	9	3	6	9	3	6	9	-3.00000	0.00000	0.00000		
4	Aalanganallur	Construction of 77 individual houses in Aalanganallur Town Panchayat Phase II (7C3803748034018) (Not Available)	18/01/2017	115.50	57	20	77	57	19	76	57	19	76	57	19	76	57	19	76	57	19	76	52	80	132	48	80	16	80	16	80	16	80	16	80	-32.20000	-7.20000	0.00000	
5	Aalanganallur	Construction of 9 individual houses for Non Slum urban poor families in Aalanganallur Ph. IV (7C3803748034021) (Not Available)	26/09/2018	13.50	7	2	9	7	2	9	7	2	9	7	2	9	7	2	9	7	2	9	6	0	6	6	0	6	6	0	6	6	0	6	6	-3.00000	0.00000	0.00000	
6	Aalanganayam	Construction of 41 individual houses in Aalanganayam Town Panchayat Phase II - TP (7C3803405035929) (Not Available)	24/04/2017	61.50	29	12	41	29	12	41	27	9	36	27	9	36	27	9	36	27	9	36	20	40	60	20	40	15	60	15	60	15	60	-8.40000	-15.60000	0.00000			
7	Aalathurai	Construction of 6 individual houses in Aalathurai town panchayat - Phase II in Coimbatore district (7C38039494166) (Not Available)	18/01/2017	9.00	3	2	5	3	2	5	3	2	5	3	2	5	3	2	5	3	2	5	0	0	0	0	0	0	0	0	0	0	0	0	0	-14.40000	-67.20000	0.00000	
8	Aambanallur	Construction of 48 individual houses in Aambanallur town Ph. X (7C3803684057934) (Not Available)	23/03/2022	73.50	49	0	49	49	0	49	47	0	47	47	0	47	47	0	47	47	0	47	42	0	42	40	80	40	80	40	80	40	80	40	80	-76.00000	0.00000	0.00000	
9	Aambur	Construction of 389 individual houses in Aambur Municipality Phase II (7C3803406023669) (Not Available)	30/10/2017	583.50	341	47	389	341	47	389	318	45	364	318	45	364	318	45	364	318	45	364	204	60	264	402	60	75	135	402	60	75	135	-235.00000	-49.30000	-1.20000			
10	Aamandhan	Construction of 8 individual houses in Aamandhan Phase II (7C380397054548) (Not Available)	23/11/2021	12.00	8	0	8	8	0	8	8	0	8	8	0	8	8	0	8	8	0	8	7	0	7	4	8	0	8	0	8	0	8	0	8	-3.00000	0.00000	0.00000	
11	Aammapeta	CONSTRUCTION 31 HOUSES AAMPETTAI THANJAVUR TFCI 2016-2017 (7C380370309719) (Not Available)	18/01/2017	46.50	25	6	31	23	6	29	23	6	29	23	6	29	23	6	29	23	6	29	67	80	147	53	40	18	60	18	60	18	60	-93.60000	-25.20000	0.00000			
12	Aanarthapuram	Construction of 93 individual houses in Aanarthapuram town panchayat Phase - 2 - TP (7C3803456037282) (Not Available)	18/01/2017	139.50	51	42	93	50	42	92	47	41	88	47	41	88	47	41	88	47	41	88	37	80	117	45	80	34	80	34	80	34	80	-27.60000	-27.60000	0.00000			
13	Aadipatti	Construction of 24 individual houses in Aadipatti Municipality Andipatti Town Panchayat Phase II (7C380378604525) (Not Available)	24/04/2017	36.00	20	4	24	16	3	19	16	3	19	16	3	19	16	3	19	16	3	19	8	0	8	6	0	6	6	0	6	6	0	6	6	-16.50000	-10.20000	0.00000	
14	Aanarasal	Construction of 91 individual houses in Aanarasal Town Panchayat Phase II (7C380321609703) (Not Available)	18/01/2017	136.50	46	45	91	46	45	91	46	45	91	46	45	91	46	45	91	46	45	91	47	40	87	52	40	38	80	38	80	38	80	-44.00000	-27.60000	0.00000			
15	Aalandanallur	Construction of 02 individual houses in Aalandanallur T P Ph-II in Villupuram District, TN. (7C380343405400) (Not Available)	23/03/2022	3.00	2	0	2	2	0	2	2	0	2	2	0	2	2	0	2	2	0	2	2	2	0	2	2	2	2	2	2	2	2	2	0.00000	-2.40000	0.00000		
16	Aalandanallur	Construction of 18 individual houses in Aalandanallur Town Panchayat Phase II - TP (7C3803434055209) (Not Available)	24/04/2017	27.00	16	2	18	16	2	18	16	2	18	16	2	18	16	2	18	16	2	18	10	20	30	10	20	6	20	6	20	6	20	6	20	-1.20000	-7.80000	0.00000	
17	Aalokam	Construction of 120 individual houses at Aalokam Phase II (7C3803387046983) (Not Available)	30/01/2019	180.00	77	43	120	77	43	120	77	43	120	77	43	120	77	43	120	77	43	120	89	40	129	105	40	51	145	51	145	51	145	51	145	-102.00000	-51.60000	0.00000	
18	Aalokam	Construction of 166 individual houses in Aalokam Phase II (7C3803387046983) (Not Available)	14/09/2022	248.00	153	13	166	152	13	165	149	13	162	149	13	162	149	13	162	149	13	162	104	40	144	136	40	77	176	77	176	77	176	77	176	-62.40000	0.00000	0.00000	
19	Aalokam	Construction of 252 individual houses in Aalokam Municipality Ph. X (7C3803387046983) (Not Available)	14/09/2022	301.50	110	63	173	109	62	171	102	59	162	102	59	162	102	59	162	102	59	162	105	60	165	85	60	44	144	44	144	44	144	44	144	-68.40000	-30.00000	-20.40000	
20	Aalambalam	Construction of 31 individual houses in Aalambalam Town Panchayat Phase V - TN. (7C3803923000182) (Not Available)	23/11/2021	46.50	31	0	31	31	0	31	31	0	31	31	0	31	31	0	31	31	0	31	31	0	31	31	0	31	31	0	31	31	0	31	31	-12.60000	0.00000	0.00000	
21	Aani	Construction of 41 individual houses in Aani Town Panchayat Phase II (7C380331603166) (Not Available)	18/01/2017	61.50	7	34	41	7	34	41	7	34	41	7	34	41	7	34	41	7	34	41	10	80	90	3	80	83	4	87	4	87	4	87	4	87	0.00000	-35.40000	0.00000
22	Aavayalurchi	construction of 41 houses Aavayalurchi (7C3803401034297) (Not Available)	25/01/2016	61.50	29	12	41	29	12	41	28	11	39	28	11	39	28	11	39	28	11	39	29	40	69	23	37	8	45	8	45	8	45	8	45	-19.20000	0.00000	0.00000	
23	Aarmanam	Construction of 31 individual houses in Aarmanam Town Panchayat Phase III (7C3803271003493) (Not Available)	24/04/2017	46.50	29	2	31	29	2	31	28	2	30	28	2	30	28	2	30	28	2	30	30	60	90	30	60	30	60	30	60	30	60	30	60	-22.80000	0.00000	0.00000	

Ag

24	Athur	Construction of 30 individual houses in Athur TP (7C380348807250) (Not Available)	18/11/2022	46.00	18	12	0	30	18	12	0	30	15	11	0	26	15	11	0	9	1	0	8.40000	7.20000	0.00000	21.60000	10.80000	0.00000	2	-12.00000	-4.80000	0.00000
25	Avadi	Construction of 42 individual houses at Paruthipattu and ESI Avra nagar in Avadi Municipality (7C3803323038959) (Not Available)	29/05/2017	63.00	1	41	0	42	1	41	0	42	0	37	0	37	0	37	0	1	4	0	-57.60000	151.80000	0.00000	1.80000	92.40000	0.00000	2	55.80000	-199.80000	0.00000
26	Avadi	Construction of 86 individual houses at Avadi municipality Phase IV (7C3803349098601) (Not Available)	27/04/2018	129.00	56	30	0	86	56	30	0	86	52	28	0	80	52	28	0	4	2	0	30.00000	43.20000	0.00000	30.00000	43.20000	0.00000	2	-2.40000	-52.80000	0.00000
27	Avadi	Construction of 123 individual houses at Avadi and Avinodanpattinam Phase III (7C380332304129) (Not Available)	07/02/2018	184.50	44	78	1	123	44	78	1	123	42	67	1	110	42	67	1	2	11	0	57.60000	102.60000	0.60000	57.60000	102.60000	0.60000	2	-64.80000	-124.80000	0.00000
28	Avadi	Construction of 250 individual houses in Avadi Town Panchar Phase I (7C3803572035410) (Not Available)	18/01/2017	373.00	98	152	0	250	97	152	0	249	97	152	0	248	97	152	0	0	0	0	119.40000	118.80000	3.00000	75.00000	184.00000	-3.00000	2	-78.00000	-104.40000	0.00000
29	B. Meenakshipuram	Construction of 53 individual houses in B. Meenakshipuram Town Panchar Phase III (7C3803762037239) (Not Available)	24/04/2017	79.50	19	34	0	53	19	34	0	53	17	33	0	50	17	33	0	2	1	0	17.60000	64.80000	0.00000	37.60000	30.00000	0.00000	2	-34.80000	-55.20000	0.00000
30	Balarampattinam	Construction of 5 individual houses in Balarampattinam Town Panchar Phase III (7C3803622034015) (Not Available)	24/04/2017	7.50	1	4	0	5	1	4	0	5	1	4	0	5	1	4	0	0	0	0	1.80000	2.40000	0.00000	1.80000	8.40000	0.00000	2	-2.40000	-6.00000	0.00000
31	Balamandram	Construction of 149 individual houses non slum urban poor families in Balamandram Town Panchar Phase II in Orungal District (7C3803578025413) (Not Available)	26/09/2018	223.50	81	68	0	149	81	68	0	149	81	66	0	147	81	66	0	0	2	0	29.40000	28.80000	0.00000	83.40000	91.20000	0.00000	2	-15.60000	-40.80000	0.00000
32	Boothanandi	Construction of 23 individual houses in Boothanandi Town Panchar Phase II (7C3803922037214) (Not Available)	18/01/2017	34.50	18	5	0	23	16	5	0	21	16	5	0	21	16	5	0	0	0	0	25.20000	0.00000	0.00000	3.60000	9.00000	0.00000	2	-9.60000	-3.00000	0.00000
33	Chengattu	Construction of 195 individual houses in Chengattu Taluk - VI (7C3803640057326) (Not Available)	14/09/2022	292.50	145	50	0	195	146	49	0	195	142	45	0	187	142	45	0	4	4	0	131.40000	48.00000	0.00000	131.40000	49.20000	0.00000	2	-92.40000	-43.20000	0.00000
34	Chennai	Construction of 631 individual houses for Ponneri Taluk Phase VI at Thiruvallur district (7C380339033874) (Not Available)	30/01/2019	948.50	67	564	0	631	67	564	0	631	67	564	0	631	67	564	0	0	0	0	96.00000	564.00000	0.00000	96.00000	564.00000	0.00000	2	-111.60000	-481.20000	0.00000
35	Chennai	Construction of 122 individual houses in Nemam and 5 other slums (7C3803339057953) (Not Available)	23/11/2021	183.00	34	88	0	122	34	88	0	122	34	88	0	122	34	88	0	0	0	0	29.40000	84.00000	0.00000	20.40000	51.60000	0.00000	2	-9.00000	-30.00000	0.00000
36	Chennai	Construction of 123 individual houses at Gundupond Taluk Phase A in Thiruvallur District (7C380339057541) (Not Available)	23/03/2022	184.50	54	69	0	123	53	69	0	122	53	68	0	121	53	68	0	1	0	0	52.20000	60.00000	0.00000	33.60000	40.80000	0.00000	2	-22.20000	-19.20000	0.00000
37	Chennai	Construction of 158 individual houses at Ponneri Taluk and 2 other slums in Thiruvallur District (7C380339057546) (Not Available)	23/03/2022	237.00	105	53	0	158	104	53	0	157	103	53	0	156	103	53	0	1	0	0	84.60000	60.00000	0.00000	63.60000	31.00000	0.00000	2	-24.60000	-29.40000	0.00000
38	Chennai	Construction of 193 individual houses at Arakam Taluk in CMA (7C3803339053560) (Not Available)	30/01/2019	289.50	99	94	0	193	99	94	0	193	98	93	0	191	98	93	0	1	1	0	79.80000	71.40000	0.00000	79.80000	71.40000	0.00000	2	-42.00000	-31.20000	0.00000
39	Chennai	Construction of 231 individual houses in Ponneri Taluk in CMA Ph XI (7C3803339053187) (Not Available)	20/01/2021	348.50	43	188	0	231	43	188	0	231	42	186	0	228	42	186	0	1	2	0	31.00000	146.40000	0.00000	34.20000	148.40000	0.00000	2	-16.80000	-69.60000	0.00000
40	Chennai	Construction of 298 individual houses at ponneri Taluk Phase-II and other taluks in thiruvallur District (7C3803390500221) (Not Available)	30/01/2019	447.00	131	125	42	298	131	125	42	298	130	124	40	294	130	124	40	1	1	2	108.80000	109.80000	32.40000	100.80000	108.80000	32.40000	2	-45.60000	-70.80000	-18.80000
41	Chennai	Construction of 337 individual houses at Andakkuppam and 8 other schemes in Ward 16 at Chennai (7C380339022218) (Not Available)	30/09/2016	505.50	106	231	0	337	104	231	0	335	104	229	0	333	104	229	0	0	2	0	62.40000	138.60000	0.00000	-143.40000	501.60000	0.00000	2	205.80000	-365.40000	0.00000
42	Chennai	Construction of 88 individual houses in Chengattu district Phase I (7C3803339057260) (Not Available)	23/03/2022	57.00	14	24	0	38	10	28	0	38	10	28	0	38	10	28	0	0	0	0	9.00000	24.00000	0.00000	9.00000	24.00000	0.00000	2	-6.00000	-14.40000	0.00000
43	Chennai	Construction of 57 individual houses in Kalayanapuram, Ward 46 at Chennai (7C380333902187) (Not Available)	30/09/2016	85.50	7	50	0	57	6	50	0	56	6	50	0	56	6	50	0	0	0	0	3.60000	30.00000	0.00000	-87.60000	189.20000	0.00000	2	91.20000	-139.20000	0.00000
44	Chennai	Construction of 578 individual houses at non slum urban poor families in zone III (7C380333905884) (Not Available)	07/02/2018	867.00	370	193	15	578	369	193	15	577	366	192	15	575	366	192	15	3	1	0	117.20000	428.40000	4.20000	117.20000	428.40000	4.20000	2	94.80000	-656.40000	9.60000
45	Chennai	Construction of 62 individual houses in thadalam and 2 other slums (7C3803339057953) (Not Available)	23/11/2021	93.00	0	62	0	62	0	62	0	62	0	62	0	62	0	62	0	0	0	0	0.00000	72.00000	0.00000	0.00000	36.60000	0.00000	2	0.00000	-34.20000	0.00000
46	Chennai	Construction of 643 individual houses for non slum urban poor families in Ponneri Taluk Phase IV (7C38033905325) (Not Available)	30/01/2019	964.50	341	287	15	643	339	284	15	638	314	270	13	597	314	270	13	25	14	2	338.00000	264.00000	12.00000	338.00000	264.00000	12.00000	2	-295.20000	-204.00000	-8.40000
47	Chennai	Construction of 76 individual houses in Karandipalem and 2 other slums (7C3803339057954) (Not Available)	23/11/2021	114.00	0	76	0	76	0	76	0	76	0	76	0	76	0	76	0	0	0	0	0.00000	75.00000	0.00000	0.00000	44.40000	0.00000	2	0.00000	-28.20000	0.00000
48	Chennai	Construction of 802 individual houses at Ponneri Taluk, phase II (7C380339033888) (Not Available)	30/01/2019	1203.00	130	672	0	802	130	672	0	802	124	659	0	783	124	659	0	6	13	0	130.80000	631.20000	0.00000	130.80000	631.20000	0.00000	2	-112.80000	-471.60000	0.00000
49	Chennai	Construction of 893 individual houses in Thiruvallur Taluk Phase II at Thiruvallur district (7C3803339047651) (Not Available)	30/01/2019	1339.50	664	220	9	893	664	220	9	893	664	220	9	893	664	220	9	0	0	0	551.20000	386.20000	6.60000	551.20000	386.20000	6.60000	2	-309.60000	-128.40000	-2.40000

Ar



50	Chennai	Re construction of 96 individual houses in Utharai Taluk Ph. (Not Available)	23/03/2022	144.00	67	29	0	96	67	29	0	96	55	28	0	12	1	0	69.00000	96.00000	0.00000	94.20000	16.80000	0.00000	2	-37.20000	-19.20000	0.00000	
51	Chennai	Construction of 110 individual houses in Chetpet Town Panchayat Phase I (Not Available)	18/01/2017	165.00	80	30	0	110	80	30	0	110	64	26	0	16	4	0	66.60000	35.40000	0.00000	61.80000	34.20000	3.60000	2	-51.60000	-38.40000	-3.60000	
52	Chidambaram	Construction of 14 individual houses in Chidambaram M.P. Ph-V in Cuddalore District, TN/HD8. (Not Available)	23/03/2022	21.00	13	1	0	14	13	1	0	14	12	1	0	13	12	1	0	9.00000	4.80000	0.00000	10.20000	0.00000	2	-4.80000	-3.60000	0.00000	
53	Chidambaram	Construction of 68 individual houses at Chidambaram Municipality (Not Available)	29/05/2017	102.00	52	16	0	68	51	15	2	68	51	14	2	67	51	14	2	30.60000	9.00000	0.00000	248.40000	61.80000	2.40000	2	-217.80000	-54.00000	0.00000
54	Chinnasalem	Construction of 19 individual houses in Chinnasalem P. Ph in Kallarupatti District, TN/HD8. (Not Available)	23/03/2022	28.50	14	5	0	19	14	5	0	19	14	5	0	19	14	5	0	10.80000	9.60000	0.00000	10.80000	9.60000	0.00000	2	-4.80000	-13.20000	0.00000
55	Chinnasalem	Construction of 26 individual houses in Chinnasalem Town Panchayat, Phase II (Not Available)	24/04/2017	39.00	16	10	0	26	16	10	0	26	15	10	0	25	15	10	0	9.60000	7.20000	0.00000	12.00000	21.60000	0.00000	2	-3.60000	-16.80000	0.00000
56	Cholapuram	CONSTRUCTION 31 HOUSES CHOLAPURAM TP Ph-II C/P (Not Available)	18/01/2017	46.50	20	11	0	31	19	10	0	29	19	10	0	29	19	10	0	29.40000	28.80000	0.00000	58.80000	51.60000	0.00000	2	-65.40000	-48.40000	0.00000
57	Devar	Construction of 64 individual houses in Devar Town Panchayat Phase I (Not Available)	18/01/2017	66.00	23	21	0	44	22	21	0	43	22	21	0	43	22	21	0	23.40000	24.60000	0.00000	13.20000	32.40000	0.00000	2	-10.20000	-31.80000	0.00000
58	Devarhola	Construction of 471 individual houses for non-urban poor families in Devarhola Town Panchayat Ph IV in Nilgiris District (Not Available)	26/09/2018	706.50	0	14	457	471	0	14	457	471	0	13	445	458	0	13	445	5.40000	31.80000	988.40000	5.40000	31.80000	375.60000	2	-10.80000	-48.00000	-210.00000
59	Endre	Construction of 309 individual houses for non-urban poor families in Endre Town Panchayat Ph II (Not Available)	30/10/2017	463.50	226	83	0	309	221	83	0	304	221	83	0	304	221	83	0	132.60000	49.80000	0.00000	360.60000	159.60000	2.40000	2	-228.00000	-169.80000	-2.40000
60	Erumpatti	Construction of 47 individual houses in Erumpatti TP (Not Available)	18/11/2022	70.50	35	12	0	47	35	12	0	47	35	12	0	47	35	12	0	28.80000	4.80000	0.00000	96.00000	14.40000	0.00000	2	-22.80000	-4.80000	0.00000
61	Erumpatti	Construction of 37 individual houses in Erumpatti Town Panchayat Phase III (Not Available)	24/04/2017	55.50	23	14	0	37	17	14	0	31	17	14	0	31	17	14	0	25.60000	48.00000	0.00000	65.60000	16.80000	0.00000	2	-70.80000	-48.00000	0.00000
62	Erumpatti	Construction of 120 house in Erumpatti Panchayat - TP (Not Available)	18/01/2017	180.00	53	57	10	120	50	57	9	116	50	56	9	115	50	56	9	55.80000	78.00000	6.60000	55.80000	73.20000	9.00000	2	-51.60000	-84.00000	-4.80000
63	Erumpatti	Construction of 9 individual houses in Erumpatti Town Panchayat Phase III (Not Available)	24/04/2017	13.50	8	1	0	9	8	1	0	9	8	1	0	9	8	1	0	29.60000	6.60000	0.00000	49.60000	7.80000	0.00000	2	-69.60000	-13.20000	0.00000
64	Erumpatti	Construction of 63 individual houses in Erumpatti Town Panchayat in Dharmapuri District (Not Available)	24/04/2017	94.50	37	26	0	63	37	25	0	62	37	25	0	62	37	25	0	27.20000	9.00000	0.00000	47.20000	48.60000	0.00000	2	-30.00000	-27.60000	0.00000
65	Erumpatti	Construction of 41 houses at Erumpatti (Not Available)	25/01/2016	61.50	13	28	0	41	13	28	0	41	13	28	0	41	13	28	0	35.90830	7.29169	0.00000	-7.70830	50.90830	0.00000	2	-12.00000	-23.99999	0.00000
66	Erumpatti	Construction of 43 individual houses in Kalamannur Town Panchayat Phase II (Not Available)	24/04/2017	64.50	20	22	1	43	20	21	1	42	20	21	1	42	20	21	1	33.60000	45.60000	0.60000	33.60000	96.60000	0.60000	2	-43.20000	-117.00000	0.00000
67	Kavayal	Construction of 89 individual houses in Kavayal Town Panchayat Phase II (Not Available)	18/01/2017	133.50	59	28	2	89	60	27	2	89	50	26	2	78	50	26	2	51.60000	30.60000	0.00000	58.80000	19.80000	3.60000	2	-50.40000	-19.20000	-1.20000
68	Kallakudi	Construction of 14 individual houses in Kallakudi Town Panchayat Phase III (Not Available)	24/04/2017	21.00	11	3	0	14	11	3	0	14	11	3	0	14	11	3	0	25.80000	7.80000	0.00000	25.80000	7.20000	0.00000	2	-38.40000	-11.40000	0.00000
69	Kambanur	Construction of 115 individual houses in Kambanur Town Panchayat Phase II (Not Available)	24/04/2017	172.50	65	50	0	115	65	50	0	115	65	49	0	114	65	49	0	85.20000	62.40000	0.00000	85.20000	72.00000	0.00000	2	-92.40000	-75.60000	0.00000
70	Kandamur	Construction of 49 houses at Kandamur - TP (Not Available)	25/01/2016	73.50	45	4	0	49	45	4	0	49	45	4	0	49	45	4	0	36.51414	1.28585	0.00000	30.68590	7.11420	0.00000	2	-13.20004	-3.60005	0.00000
71	Kelvi	Construction of 120 individual houses in Kelvi Town Panchayat (Not Available)	18/01/2017	180.00	44	75	1	120	42	71	1	114	40	64	1	109	40	64	1	12.00000	73.20000	5.40000	62.40000	110.40000	1.20000	2	-26.80000	-106.80000	-5.40000
72	Kilali	Construction of 100 houses in Kilali TP - Phase IV (Not Available)	30/01/2019	150.00	84	16	0	100	84	16	0	100	83	14	0	97	83	14	0	69.00000	15.00000	0.00000	69.00000	15.00000	0.00000	2	-38.40000	-13.20000	0.00000
73	Kilpanathur	Construction of 136 individual houses in Kilpanathur Town Panchayat Phase I (Not Available)	18/01/2017	204.00	46	89	1	136	46	89	1	136	46	88	1	135	46	88	1	54.60000	73.80000	3.00000	66.60000	69.60000	-6.00000	2	-66.00000	-37.80000	4.20000
74	Kilpanathur	Construction of 53 individual houses in Kilpanathur Town Panchayat Phase II (Not Available)	24/04/2017	79.50	27	26	0	53	27	26	0	53	26	25	0	51	26	25	0	4.20000	9.00000	0.00000	40.80000	64.80000	1.80000	2	-13.80000	-43.80000	-1.80000
75	Kilvelur	Construction of 66 houses in Kilvelur TP Phase II (Not Available)	24/04/2017	99.00	25	41	0	66	25	41	0	66	25	41	0	66	25	41	0	14.80000	90.60000	0.00000	52.40000	65.40000	0.00000	2	-37.20000	-106.80000	0.00000
76	Koduvallur	Construction of 66 individual houses in Koduvallur town panchayat Phase-I TP (Not Available)	18/01/2017	99.00	23	43	0	66	24	42	0	66	24	42	0	66	24	42	0	33.60000	100.80000	0.00000	7.20000	127.20000	0.00000	2	-12.00000	-177.60000	0.00000

Net













**Annexure-IV**

**Annexure of 6 BLC projects where amount has been released but State has Dropped the Projects (File No. 9149320)**

S.No	City Name	Annexure Id	Project Name	CSMC Date	CSMC No	GOI Grant	SC	ST	Other than SC/ST	Total DUS	As per DPR			No of Beneficiary Attached			1st Installment Released Amount						2nd Installment Released Amount						3rd Installment Released Amount						Proposed recovery amount		
											SC	ST	Other than SC/ST	SC	ST	Other than SC/ST	₹ in Lakhs		₹ in Lakhs		₹ in Lakhs		₹ in Lakhs		₹ in Lakhs		₹ in Lakhs		SC	ST	Other than SC/ST	SC	ST	Other than SC/ST	SC	ST	Other than SC/ST
																	SC	ST	Other than SC/ST	SC	ST	Other than SC/ST	SC	ST	Other than SC/ST	SC	ST	Other than SC/ST									
1	Cuddalore	7C33803650019921	Construction of 99 individual houses in Cuddalore.	25/09/2019	47	148.50	32	0	67	99	0	0	0	0	0	0	0.60	0.00	2.40	0.00	0.00	0.00	0.00	0.00	0.00	0.00	0.00	0.00	0.00	0.00	-0.500000	0.000000	-2.400000				
2	Kallakudi	7C33803626021503	Construction of 30 individual houses in Kallakudi TP - TNSCB	07/08/2020	51	45.00	15	0	15	30	0	0	0	0	0	9.00	0.00	4.20	0.00	0.00	0.00	0.00	0.00	0.00	0.00	0.00	0.00	0.00	0.00	-9.000000	0.000000	-4.200000					
3	Kannamangalam	7C33803411030316	Construction of 5 individual houses in Kannamangalam TP Ph-I	23/11/2021	56	7.50	1	0	4	5	0	0	0	0	0.60	0.00	2.40	0.00	0.00	0.00	0.00	0.00	0.00	0.00	0.00	0.00	0.00	0.00	-0.500000	0.000000	-2.400000						
4	Madurai	7C33803754000763	Construction of 1020 houses at Uthapatti-Thoppur Phase II at Madurai Corporation.	30/09/2016	13	1530.00	163	0	857	1020	0	0	0	0	0.00	0.00	612.00	0.00	0.00	0.00	0.00	0.00	0.00	0.00	0.00	0.00	0.00	0.00	0.000000	0.000000	-612.000000						
5	Madurai	7C33803754005699	Construction of 1500 individual houses at Uthapatti - Thoppur Phase III in Madurai Corporation.	30/10/2017	27	2250.00	464	0	1036	1500	0	0	0	0	6.00	0.60	442.80	5.00	0.60	442.80	0.00	0.60	442.80	0.00	0.00	0.00	0.00	0.00	0.00	-12.000000	-1.200000	-885.600000					
6	Mettupalayam	7C33803961043353	Construction of 01 individual House for Handloom Weaver in Mettupalayam Municipality Coimbatore District Handloom	18/11/2022	64	1.50	0	0	1	1	0	0	0	0	0.00	0.00	0.60	0.00	0.60	0.00	0.00	0.00	0.00	0.00	0.00	0.00	0.00	0.00	0.000000	0.000000	-0.500000						
<b>Total</b>						<b>3982.50</b>	<b>675</b>	<b>0</b>	<b>1980</b>	<b>2655</b>	<b>0</b>	<b>0</b>	<b>0</b>	<b>0</b>	<b>16.20</b>	<b>0.60</b>	<b>1064.40</b>	<b>6.00</b>	<b>0.60</b>	<b>442.80</b>	<b>0.00</b>	<b>0.60</b>	<b>442.80</b>	<b>0.00</b>	<b>0.00</b>	<b>0.00</b>	<b>0.00</b>	<b>0.00</b>	<b>0.00</b>	<b>-22.200000</b>	<b>-1.200000</b>	<b>-1507.200000</b>					

*Not*



**Annexure - 8**  
(Para 14.60 of guidelines)

**Form GFR 19-A**  
[See Rule 212 (1)]  
Form of Utilization Certificate

Certified that out of **Rs.11182.72 lakh** Grant-in-aid sanctioned during the year 2015-2016 , 2017-2018, 2018-2019,2019-2020 in favour of Tamil Nadu Slum Clearance Board under this Ministry Department letter no. given in the table below and ~~Rs.Nil on~~ account of unspent balance of the previous year, a sum of **Rs.11182.72 lakh** has been utilised for the purpose of Construction of 7513 individual Houses in 12 BLC projects in various cities for which it was sanctioned and that the balance of **Rs.0.00 lakh** will be utilised this year. ~~Remaining unutilised at the end of the year has been surrendered to~~ Government (vide No. ...., dated ..... / will be adjusted towards the Grants-in-aid payable during the next year.

Rs in Lakh

Sl. No.	Letter No & Date	Amount
1	F.No. N-11012/02/2015-HFA - II/FTS-14285 dated: 30.12.2015.	2247.65
2	F.No. N-11012/02/2015-HFA - II/FTS-14285 dated: 30.12.2015.	19.74
3	F.No. N-11012/02/2015-HFA - II/FTS-14285 dated: 27.09.2016	97.20
4	F.No. N-11012/02/2015-HFA - II/FTS-14285 dated: 27.09.2016	2143.21
5	F.No. N-11012/51/2018-HFA - III- UD/E.(9044210) dated: 28.03.2019	3298.20
6	F. N-11012/44/2018-HFA - III- UD/E.(9043982) dated: 20.02.2019 (30th CSMC)	1031.40
7	F. N-11012/21/2018-HFA-III-UD (CN 9039654) dated: 30.12.2019 (22nd CSMC)	2331.57
8	F. N-11012/09/2020-HFA-III-UD (CN 9090377) dated: 25.09.2020 (5th CSMC)	13.75
	Total	<b>11182.72</b>

2. Certified that I have satisfied myself that the conditions on which the grants-in-aid was sanctioned have been duly fulfilled / are being fulfilled and that I have exercised the following checks to see that the money was actually utilised for the purpose for which it was sanctioned.

3. Physical progress of the projects, where Government of India grants have been utilised, is enclosed.

Kinds of Checks exercised

1. Site inspection and monitoring the work by the field officers.

**Note:**

1.As per the clause 14.7 of HFA Guidelines, the balance unutilised amount of Rs.1031.40 Lakh in 30th CSMC meeting was utilized for the ongoing works of the above projects to maintain the pace of progress of work.

2.As per the clause 14.7 of HFA Guidelines, the balance unutilised amount of Rs.2331.57 Lakh (Gol Share) in 22nd CSMC meeting was utilised for the ongoing works of the above projects to maintain the pace of progress of work.

3.As per the clause 14.7 of HFA Guidelines, the balance unutilised amount of Rs.13.75 Lakh (Gol Share) in 5th CSMC meeting was utilised for the ongoing works of the above projects to maintain the pace of progress of work.

Name: R.Sethupathy,  
Designation: Chief Engineer,  
TamilNadu Slum Clearance Board,  
Implementing Agency)

Name: R.Krish Kumar IAS.,  
Designation: Managing Director  
TamilNadu Slum Clearance  
Board/State Level Nodal Agency

Secretary to Government,  
Housing & Urban Development Dept.,  
Fort St. George, Chennai - 600 009.

*17/12/20*

*1/6*

**Annexure - 8**  
**(Para 14.60 of guidelines)**

**Form GFR 19-A**  
[See Rule 212 (1)]  
Form of Utilization Certificate

Certified that out of Rs.25605.77 lakh Grant-in-aid sanctioned during the year 2016-17,2017-2018,2019-2020 in favour of Tamil Nadu Slum Clearance Board under this Ministry Department letter no. given in the table below and Rs.Nil on account of unspent balance of the previous year, a sum of Rs.20388.50 lakh has been utilised for the purpose of Construction of 12550 Individual Houses in 166 BLC projects in various cities for which it was sanctioned and that the balance of 5217.27 lakh was utilised for the other CSMC BLC Projects this year. Remaining unutilised at the end of the year has been surrendered to Government (vide No ..... dated ..... / will be adjusted towards the Grants-in-aid payable during the next year.

Rs in Lakh

Sl. No.	Letter No & Date	Amount
1	F.No:N-11011/19/2015-HFA-II-FTS -14190 Dated 30.06.2016	6606.63
2	F.No:N-11011/19/2015-HFA-II-FTS -14190 Dated 30.06.2016	3108.70
3	F.No:N-11011/19/2015-HFA-II-FTS -14190 Dated 30.06.2016	47.90
4	N-11012/21/2018-HFA-III-UD (CN 9039654) Dated 31.05.2018 (22nd CSMC)	10580.56
5	F. N-11012/09/2020-HFA-III-UD (CN 9090377) dated: 25.09.2020 (5th CSMC)	5261.98
	Total	25605.77

2. Certified that I have satisfied myself that the conditions on which the grants-in-aid was sanctioned have been duly fulfilled / are being fulfilled and that I have exercised the following checks to see that the money was actually utilised for the purpose for which it was sanctioned.

3. Physical progress of the projects, where Government of India grants have been utilised, is enclosed.

**Kinds of Checks exercised**

1. Site inspection and monitoring the work by the field officers.

**Note:**

As per the clause 14.7 of HFA Guidelines

1. The unutilised Gol Share of Rs.10580.563 Lakh of 22nd CSMC was utilized for 5th CSMC ongoing works of the above projects.

2. The unutilised Gol Share of Rs.921.02 Lakh of 5th CSMC was utilized for the ongoing works of the above projects.

3. The unutilised Gol Share of Rs.5217.27 Lakh of 5th CSMC was utilized for ongoing projects.

4th CSMC -13.75 Lakh  
9th CSMC - 26.68 Lakh  
15th CSMC -5176.84 Lakh

*R. Sethupathy*  
Name: R.Sethupathy  
Designation: Chief Engineer,  
TamilNadu Slum Clearance Board  
(Implementing Agency)

*R. Kirloski Kumar*  
Name: R.Kirloski Kumar IAS.,  
Designation: Managing Director  
TamilNadu Slum Clearance Board  
State Level Nodal Agency

*[Signature]*  
Secretary to Government,  
Housing & Urban Development Dept.,  
Fort St. George,  
Chennai - 600 009.

*[Signature]*  
19/12/20

4/6



Annexure - 8  
(Para 14.60 of guidelines)

Form GFR 19-A  
[See Rule 212 (1)]  
Form of Utilization Certificate

Certified that out of Rs.821.20 lakh Grant-in-aid sanctioned during the year 2019-2020 in favour of Tamil Nadu Slum Clearance Board under this Ministry Department letter no. given in the table below and Rs.Nil on account of unspent balance of the previous year, a sum of Rs.821.20 lakh has been utilised for the purpose of Construction of 15851 individual Houses in 155 BLC projects in various cities for which it was sanctioned and that the balance of Rs.0.00 lakh will be utilised this year. Remaining unutilised at the end of the year has been surrendered to Government (vide No ..... dated ..... / will be adjusted towards the Grants-in-aid payable during the next year.

Rs in Lakh		
Sl. No.	Letter No & Date	Amount
1	N-11012/21/2018-HFA-III-UD (CN 9039654) Dated 30.12.2019 (22nd CSMC)	821.20
Total		821.20

2. Certified that I have satisfied myself that the conditions on which the grants-in-aid was sanctioned have been duly fulfilled / are being fulfilled and that I have exercised the following checks to see that the money was actually utilised for the purpose for which it was sanctioned.

3. Physical progress of the projects, where Government of India grants have been utilised, is enclosed.

Kinds of Checks exercised

1. Site inspection and monitoring the work by the field officers.

Note:

As per the clause 14.7 of HFA Guidelines

2. The unutilised Gol Share of Rs.821.20 Lakh of 22nd CSMC was utilized for ongoing works of 51st CSMC Projects

*R. Sethupathy*  
Name: R. Sethupathy,  
Designation: Chief Engineer,  
TamilNadu Slum Clearance Board,  
(Implementing Agency)

*R. Kirlosh Kumar*  
Name: R. Kirlosh Kumar IAS.,  
Designation: Managing Director  
TamilNadu Slum Clearance Board  
State Level Nodal Agency

*[Signature]*  
Principal Secretary to Government,  
Housing & Urban Development Dept.,  
Fort St. George, Chennai - 600 009.

*[Signature]*  
5/1/2021

4/6

Annexure - 8  
(Para 14.60 of guidelines)

Form GFR 19-A  
[See Rule 212 (1)]  
Form of Utilization Certificate

Certified that out of **Rs.26714.05 lakh** Grant-in-aid sanctioned during the year 2023 - 2024 in favour of Tamil Nadu Urban Habitat Development Board under this Ministry Department letter no. given in the table below and **Rs.Nil** on account of unspent balance of the previous year, a sum of **Rs.26714.05 lakh** has been utilised for the purpose of Construction of **101010** individual Houses in **760 BLC projects** in various cities for which it was sanctioned and that the balance of **Rs.Nil lakh** will be utilised this year. Remaining unutilised at the end of the year has been surrendered to Government (vide No. .... dated ..... / will be adjusted towards the Grants-in-aid payable during the next year.


Rs in Lakh		
Sl. No.	Letter No & Date	Amount
1	Gol. Lr. F.No. N-11012/15/2023-HFA-II-MoHUA (CN 9149320) Dated: 19.09.2023	24920.65
2	Gol. Lr. F.No. N-11012/15/2023-HFA-II-MoHUA (CN 9149320) Dated: 21.09.2023	1793.4
Total		26714.05


2. Certified that I have satisfied myself that the conditions on which the grants-in-aid was sanctioned have been duly fulfilled / are being fulfilled and that I have exercised the following checks to see that the money was actually utilised for the purpose for which it was sanctioned.

3. Physical progress of the projects, where Government of India grants have been utilised, is enclosed.

Kinds of Checks exercised


1. Site inspection and monitoring the work by the field officers.


  
27/11/23

  
Name: V. Shanmuga Sundaram  
Designation: Chief Engineer North  
Tamil Nadu Urban Habitat Development Board,  
(Implementing Agency)  
**CHIEF ENGINEER**

**TAMIL NADU URBAN HABITAT DEVELOPMENT BOARD**  
5, Kamarajar Salai, Chennai-600 005.

Secretary to Government  
Housing & Urban Development Dept.,  
Fort St. George,  
Chennai - 600 009.

  
Name: Dr. P. Sankar, I.A.S.,  
Designation: Managing Director  
Tamil Nadu Urban Habitat Development Board  
State Level Nodal Agency

  
**Managing Director**  
Tamil Nadu Urban Habitat Development Board  
5, Kamarajar Salai, Chennai-600 005



Annexure - 8  
(Para 14.60 of guidelines)

Form GFR 19-A  
[See Rule 212 (1)]  
Form of Utilization Certificate

Certified that out of Rs.8039.10 lakh Grant-in-aid sanctioned during the year 2019-2020 & 2020-2021 in favour of Tamil Nadu Slum Clearance Board under this Ministry Department letter no. given in the table below and Rs.Nil on account of unspent balance of the previous year, a sum of Rs.8039.10 lakh has been utilised for the purpose of Construction of 22629 individual Houses in 260 BLC projects in various cities for which it was sanctioned and that the balance of Rs.0.00 lakh will be utilised this year. Remaining unutilised at the end of the year has been surrendered to Government (vide No ..... dated ..... / will be adjusted towards the Grants-in-aid payable during the next year.

Rs in Lakh

Sl. No.	Letter No & Date	Amount
1	N-11012/21/2020-HFA-III (C.F.No. 9092529) Dated:25.09.2020 (18th CSMC)	581.26
2	N-11012/21/2018-HFA-III-UD (CN 9039654) Dated 30.12.2019 (22nd CSMC)	5137.20
3	N-11012/27/2020-HFA - III -UD (C.N 9098090) dated: 16.12.2020 (44th CSMC)	1452.30
4	N-11012/28/2020-HFA-III-UD (CN 9098295) dated 18.12.2020 (47th CSMC)	868.34
Total		8039.10

2. Certified that I have satisfied myself that the conditions on which the grants-in-aid was sanctioned have been duly fulfilled / are being fulfilled and that I have exercised the following checks to see that the money was actually utilised for the purpose for which it was sanctioned.

3. Physical progress of the projects, where Government of India grants have been utilised, is enclosed.

Kinds of Checks exercised

1. Site inspection and monitoring the work by the field officers.

Note:

As per the clause 14.7 of HFA Guidelines

2. The unutilised Gol Share of Rs.8039.10 Lakh of below mentioned CSMC was utilized for ongoing works of 50th CSMC Projects

18th CSMC - Rs.581.26 Lakh

22nd CSMC - Rs. 5137.20 Lakh

44th CSMC - Rs. 1452.30 Lakh

47th CSMC - Rs.868.34 Lakh

*R. Sethupathy*  
Name: R. Sethupathy,  
Designation: Chief Engineer,  
TamilNadu Slum Clearance Board  
(Implementing Agency)

*R. Kirlosn Kumar*  
Name: R. Kirlosn Kumar IAS.,  
Designation: Managing Director  
TamilNadu Slum Clearance Board  
State Level Nodal Agency

*[Signature]*  
Principal Secretary to Government,  
Housing & Urban Development Dept.,  
Fort St. George, Chennai - 600 009.

*[Signature]*  
08/01/2021

4/6

Annexure - 8  
(Para 14.60 of guidelines)

Form GFR 19-A  
[See Rule 212 (1)]  
Form of Utilization Certificate

Certified that out of **Rs.11493.40 lakh** Grant-in-aid sanctioned during the year 2023 - 2024 in favour of Tamil Nadu Urban Habitat Development Board under this Ministry Department letter no. given in the table below and **Rs.Nil** on account of unspent balance of the previous year, a sum of **Rs.11493.40 lakh** has been utilised for the purpose of Construction of **44,503** individual Houses in **389 BLC projects** in various cities for which it was sanctioned and that the balance of **Rs.0.00 lakh** will be utilised this year. Remaining unutilised at the end of the year has been surrendered to Government (vide No. .... dated ..... / will be adjusted towards the Grants-in-aid payable during the next year.

Rs in Lakh		
Sl. No.	Letter No & Date	Amount
1	N-11012/34/2023-HFA-II-MoHUA (CN 9154031) Dated 01 08 2023	11493.40
Total		11493.40

2. Certified that I have satisfied myself that the conditions on which the grants-in-aid was sanctioned have been duly fulfilled / are being fulfilled and that I have exercised the following checks to see that the money was actually utilised for the purpose for which it was sanctioned.

3. Physical progress of the projects, where Government of India grants have been utilised, is enclosed.

Kinds of Checks exercised


1. Site inspection and monitoring the work by the field officers.


As per the clause 14.7 of HFA Guidelines

2. The unutilised Gol Share of Rs.174.40 (53035.20 - 52860.80) Lakh of various CSMC was utilized for the ongoing works of the above projects.


3. Others Expenditure of Rs. 9503.2 Lakh Breakup:

a. Gol share Rs 174.40 Lakh

  
Name: V. Shanmuga Sundaram  
Designation: Chief Engineer North  
Tamil Nadu Urban Habitat Development Board,  
16/10/23 (Implementing Agency)

  
Name: Dr. P. Sankar, I.A.S.  
Designation: Managing Director  
Tamil Nadu Urban Habitat Development Board  
State Level Nodal Agency

CHIEF ENGINEER  
TAMIL NADU URBAN HABITAT DEVELOPMENT BOARD  
5, Kamarajar Salai, Chennai-600 005

  
Principal Secretary to Government,  
Housing & Urban Development Dept.,  
Fort St. George,  
Chennai - 600 009

Managing Director  
Tamil Nadu Urban Habitat Development Board  
5, Kamarajar Salai, Chennai-600 005.



Annexure - 8  
(Para 14.60 of guidelines)

Form GFR 19-A  
[See Rule 212 (1)]  
Form of Utilization Certificate

Certified that out of Rs.82008.95 lakh Grant-in-aid sanctioned during the year 2016-17 / 2017-18 / 2019-20 in favour of Tamil Nadu Slum Clearance Board under this Ministry Department letter no. given in the table below and Rs.Nil on account of unspent balance of the previous year, a sum of Rs.82008.95 lakh has been utilised for the purpose of Construction of 109135 individual Houses in 426 BLC projects in various cities for which it was sanctioned and that the balance of Nil lakh will be utilised this year. Remaining unutilised at the end of the year has been surrendered to Government (vide No ..... dated ..... / will be adjusted towards the Grants-in-aid payable during the next year.

Rs in Lakh

Sl. No.	Letter No & Date	Amount
1	F.No:N-11012/10/2016-HFA-III-UD (CN 3017058) Dated 11.01.2017	20887.20
2	F.No:N-11012/10/2016-HFA-III-UD (CN 3017058) Dated 25.04.2017	1088.40
3	F.No:N-11012/10/2016-HFA-III-UD (CN 3017058) Dated 26.04.2017	43505.40
4	F.No:N-N-11012/78/2018-HFA-III-UD (C.No. 9053878) Dated 25.02.2020	10115.66
5	F. N-11012/09/2020-HFA-III-UD (CN 9090377) dated: 25.09.2020 (5th CSMC)	5176.85
6	F. N-11012/21/2020-HFA-III (C.F.No. 9092529) Dated:25.09.2020 (18th CSMC)	1235.44
Total		82008.95

2. Certified that I have satisfied myself that the conditions on which the grants-in-aid was sanctioned have been duly fulfilled / are being fulfilled and that I have exercised the following checks to see that the money was actually utilised for the purpose for which it was sanctioned.

3. Physical progress of the projects, where Government of India grants have been utilised, is enclosed.

Kinds of Checks exercised

1. Site inspection and monitoring the work by the field officers.

As per the clause 14.7 of HFA Guidelines

2. The unutilised Gol Share of Rs.6412.26 Lakh (5176.85+1235.44) of 5th & 18th CSMC was utilized for 15th CSMC ongoing works

3. The unutilised Gol Share of Rs.15143.33 Lakh was utilized for for ongoing works of 15th CSMC projects.

4. The unutilised Gol Share of Rs.12242.70 Lakh of 15th CSMC was utilized for below mentioned CSMC Projects

9th CSMC - 1184.23 Lakh

10th CSMC -1624.17 Lakh

18th CSMC - 908.61 Lakh

44th CSMC -2559.40 Lakh

46th CSMC - 5477.00 Lakh

47th CSMC - 489.30 Lakh

*R. Sethupathy*  
Name: R. Sethupathy,  
Designation: Chief Engineer,  
TamilNadu Slum Clearance Board,  
(Implementing Agency)

*R. Kirlosh Kumar*  
Name: R. Kirlosh Kumar IAS.,  
Designation: Managing Director  
TamilNadu Slum Clearance Board  
State Level Nodal Agency

*[Signature]*  
Secretary to Government,  
Housing & Urban Development Dept.,  
Fort St. George,  
Chennai - 600 009.

*[Signature]*  
19/12/20

4/6

Annexure - 8  
(Para 14.60 of guidelines)

Form GFR 19-A  
[See Rule 212 (1)]  
Form of Utilization Certificate

Certified that out of Rs.554.40 lakh Grant-in-aid sanctioned during the year 2021-2022 in favour of Tamil Nadu Slum Clearance Board under this Ministry Department letter no. given in the table below and Rs.Nil on account of unspent balance of the previous year, a sum of Rs.554.40 lakh has been utilised for the purpose of Construction of 1118 individual Houses in 19 BLC projects in various cities for which it was sanctioned and that the balance of Rs.Nil lakh will be utilised this year. Remaining unutilised at the end of the year has been surrendered to Government (vide No ..... dated ..... / will be adjusted towards the Grants-in-aid payable during the next year.

Rs in Lakh

Sl. No.	Letter No & Date	Amount
1	N-11011/13/2021-HFA-III-UD (CN 910513) dated 24.09.2021	57.60
2	N-11011/13/2021-HFA-III-UD (CN 910513) dated 24.09.2021	152.40
3	N-11011/13/2021-HFA-III-UD (CN 910513) dated 24.09.2021	344.40
Total		554.40

2. Certified that I have satisfied myself that the conditions on which the grants-in-aid was sanctioned have been duly fulfilled / are being fulfilled and that I have exercised the following checks to see that the money was actually utilised for the purpose for which it was sanctioned.

3. Physical progress of the projects, where Government of India grants have been utilised, is enclosed.

Kinds of Checks exercised

1. Site inspection and monitoring the work by the field officers.

Note:

As per the clause 14.7 of HFA Guidelines

2. The unutilised Gol Share of Rs. 86.70 (554.40 - 467.70) Lakh was utilized for above ongoing works of 53rd CSMC Projects

4. Others Expenditure of Rs. 86.70 Lakh Breakup:

a. Gol share Rs.86.70 Lakh

*R. Sethupathy*  
28/1/22  
Name: R.Sethupathy,  
Designation: Chief Engineer,  
TamilNadu Urban Habitat Development  
Board,  
(Implementing Agency)

*M. Govinda Rao*  
28/1/22  
Name: M.Govinda Rao, IAS.,  
Designation: Managing Director,  
TamilNadu Urban Habitat  
Development Board,  
State Level Nodal Agency.

*Principal Secretary*  
28/1/22  
Principal Secretary to Government,  
Housing & Urban Development Dept.,  
Fort St. George, Chennai - 600 009.

*Principal Secretary*  
28/1/22



Annexure - 8  
(Para 14.60 of guidelines)

Form GFR 19-A  
[See Rule 212 (1)]  
Form of Utilization Certificate

Certified that out of **Rs.56177.00 lakh** Grant-in-aid sanctioned during the year 2016-17,2020-2021 in favour of Tamil Nadu Slum Clearance Board under this Ministry Department letter no. given in the table below and Rs.Nil on account of unspent balance of the previous year, a sum of **Rs.31184.95 lakh** has been utilised for the purpose of Construction of **48256 Individual Houses in 313 BLC projects** in various cities for which it was sanctioned and that the balance of **Rs.24992.05 lakh** will be utilised this year. Remaining unutilised at the end of the year has been surrendered to Government (vide No. ...., dated ..... / will be adjusted towards the Grants-in-aid payable during the next year.

Sl. No.	Letter No & Date	Amount
1	Gol N-11011/02/2017-HFA-II (C.F.No. 3017642) Dated:16.2.2017	9851.64
2	Gol N-11011/02/2017-HFA-II (C.F.No. 3017642) Dated: 27.04.2017	17717.15
3	Gol N-11011/02/2017-HFA-II (C.F.No. 3017642) Dated:27.04.2017	221.40
4	Gol N-11012/21/2020-HFA-III (C.F.No. 9092529) Dated:25.09.2020	27478.20
5	N-11012/78/2018-HFA-III-UD (C.No. 9053878) dated:25.02.2020 (15th CSMC)	908.61
	<b>Total</b>	<b>56177.00</b>

2. Certified that I have satisfied myself that the conditions on which the grants-in-aid was sanctioned have been duly fulfilled / are being fulfilled and that I have exercised the following checks to see that the money was actually utilised for the purpose for which it was sanctioned.

3. Physical progress of the projects, where Government of India grants have been utilised, is enclosed.

Kinds of Checks exercised

1. Site inspection and monitoring the work by the field officers.

Note

1.As per the clause 14.7 of HFA Guidelines, the balance unutilised amount of Rs.1163.36 Lakh was utilised (Gol Share) in 18th CSMC meeting for the ongoing works of the 40th CSMC projects to maintain the pace of progress of work.

2.As per the clause 14.7 of HFA Guidelines, the balance unutilised amount of Rs.908.61 Lakh (Gol Share) in 15th CSMC meeting is utilised for the ongoing works of the above projects to maintain the pace of progress of work.

*R. Sethupathy*  
Name: R.Sethupathy,  
Designation: Chief Engineer,  
TamilNadu Slum Clearance Board,  
Implementing Agency

*R. Kirlosh Kumar*  
Name: R.Kirlosh Kumar IAS.,  
Designation: Managing Director  
TamilNadu Slum Clearance Board State  
Level Nodal Agency

*17/12/20*  
Secretary to Government,  
Housing & Urban Development Dept.,  
Fort St. George, Chennai - 600 009.

Annexure - 8  
(Para 14.60 of guidelines)

Form GFR 19-A  
[See Rule 212 (1)]  
Form of Utilization Certificate

Certified that out of Rs.10356.00 lakh Grant-in-aid sanctioned during the year 2021-2022 in favour of Tamil Nadu Slum Clearance Board under this Ministry Department letter no. given in the table below and Rs.Nil on account of unspent balance of the previous year, a sum of Rs.10356.00 lakh has been utilised for the purpose of Construction of 20607 individual Houses in 230 BLC projects in various cities for which it was sanctioned and that the balance of Rs.Nil lakh will be utilised this year. Remaining unutilised at the end of the year has been surrendered to Government (vide No ..... dated ..... / will be adjusted towards the Grants-in-aid payable during the next year.

Sl. No.	Letter No & Date	Amount
1	N-11011/8/2021-HFA-III-UD (CN 9102397) dated 24.09.2021	82.20
2	N-11011/8/2021-HFA-III-UD (CN 9102397) dated 24.09.2021	5338.80
3	N-11011/8/2021-HFA-III-UD (CN 9102397) dated 24.09.2021	4935.00
Total		10356.00

2. Certified that I have satisfied myself that the conditions on which the grants-in-aid was sanctioned have been duly fulfilled / are being fulfilled and that I have exercised the following checks to see that the money was actually utilised for the purpose for which it was sanctioned.

3. Physical progress of the projects, where Government of India grants have been utilised, is enclosed.

Kinds of Checks exercised

1. Site inspection and monitoring the work by the field officers.

Note:

As per the clause 14.7 of HFA Guidelines

2. The unutilised GoI Share of Rs. 1082.16 (10356.00-9273.84) Lakh was utilized for above ongoing works of 52nd CSMC Projects

4. Others Expenditure of Rs. 2182.29 Lakh Breakup:

a. GoI share Rs.1082.16 Lakh

b. GoTN share Rs.1100.13 Lakh

Name: R. Sethupathy,

Designation: Chief Engineer,

TamilNadu Urban Habitat Development  
Board,

(Implementing Agency)

Name: M. Govinda Rao, IAS.,  
Designation: Managing Director,  
TamilNadu Urban Habitat  
Development Board,  
State Level Nodal Agency.

Principal Secretary to Government,  
Housing & Urban Development Dept.,  
Fort St. George, Chennai - 600 009.



Annexure - 8  
(Para 14.60 of guidelines)

Form GFR 19-A  
[See Rule 212 (1)]  
Form of Utilization Certificate

Certified that out of Rs.24862.32 lakh Grant-in-aid sanctioned during the year 2017-18 / 2018-19 / 2019-2020 / 2020-2021 in favour of Tamil Nadu Slum Clearance Board under this Ministry/ / Department letter no. given in the table below and Rs.Nil on account of unspent balance of the previous year, a sum of Rs.24862.32 lakh has been utilised for the purpose of Construction of 23288 Individual Houses in 450 BLC projects in various cities for which it was sanctioned and that the balance of Nil lakh will be utilised this year. Remaining unutilised at the end of the year has been surrendered to Government (vide No ..... dated ..... / will be adjusted towards the Grants-

Rs in Lakh

Sl. No.	Letter No & Date	Amount
1	F.No:N-11012/08/2017-HFA-II (C F No. 3024086) Dated 29.06.2017	6274.20
2	F.No:N-11012/22/2018-HFA-III-UD (E 9039655) Dated 31.05.2018	138.60
3	F.No:N-11012/22/2018-HFA-III-UD (E 9039655) Dated 31.05.2018	6459.00
4	F.N-11012/21/2018-HFA-III-UD (CN 9039654) Dated 30.12.2019 (22nd CSMC)	3249.82
5	F.N-11012/22/2018-HFA-III-UD (C.No. 9039655) Dated 29.09.2020	8740.70
	Total	24862.32

2. Certified that I have satisfied myself that the conditions on which the grants-in-aid was sanctioned have been duly fulfilled / are being fulfilled and that I have exercised the following checks to see that the money was actually utilised for the purpose for which it was sanctioned.

3. Physical progress of the projects, where Government of India grants have been utilised, is enclosed.

Kinds of Checks exercised

1. Site inspection and monitoring the work by the field officers.

Note:

As per the clause 14.7 of HFA Guidelines

1. The unutilised Gol Share of Rs.3249.82 Lakh of 22nd CSMC was utilized for 21st CSMC ongoing works.

*R Sethupathy*  
*19/12/20*  
Name: R.Sethupathy,  
Designation: Chief Engineer,  
TamilNadu Slum Clearance Board,  
(Implementing Agency)

*RKD*  
Name: R.Kirlosā Kumar IAS.,  
Designation: Managing Director,  
TamilNadu Slum Clearance Board,  
State Level Nodal Agency.

*[Signature]*  
Secretary to Government,  
Housing & Urban Development Dept.,  
Fort St. George, Chennai - 600 009.

*[Signature]*  
*19/12/20*

*4/6*

Annexure - 8  
(Para 14.60 of guidelines)

Form GFR 19-A  
[See Rule 212 (1)]  
Form of Utilization Certificate

Certified that out of Rs.40670.31 lakh Grant-in-aid sanctioned during the year 2016-17, 2018-2019 & 2019-2020, 2020 -2021 in favour of Tamil Nadu Slum Clearance Board under this Ministry Department letter no. given in the table below and Rs.Nil on account of unspent balance of the previous year, a sum of Rs.40670.31 lakh has been utilised for the purpose of Construction of 50424 individual Houses in 246 BLC projects in various cities for which it was sanctioned and that the balance of Rs.0.00 lakh will be utilised this year- Remaining unutilised at the end of the year has been surrendered to Government (vide No ..... dated ..... / will be adjusted towards the Grants-in-aid payable during the next year.

Rs in Lakh

Sl. No.	Letter No & Date	Amount
1	N-11011/79/2019-HFA-III-UD (CN 9072291) dated 27.09.2021	14200.80
2	N-11011/79/2019-HFA-III-UD (CN 9072291) dated 27.09.2021	8562.00
3	N-11011/79/2019-HFA-III-UD (CN 9072291) dated 27.09.2021	460.80
4	N-11012/10/2016-HFA - II (C.N 3017058) dated: 11.01.2017 (15th CSMC)	5477.00
5	N-11012/19/2018-HFA-III-UD (CN 9039405) dated: 30.12.2019 (27th CSMC)	898.02
6	N-11012/19/2018-HFA-III-UD (CN 9039405) dated:30.12.2019 (27th CSMC)	243.60
7	N-11012/21/2020-HFA-III (C.F.No. 9092529) Dated:25.09.2020 (18th CSMC)	10828.09
Total		40670.31

2. Certified that I have satisfied myself that the conditions on which the grants-in-aid was sanctioned have been duly fulfilled / are being fulfilled and that I have exercised the following checks to see that the money was actually utilised for the purpose for which it was sanctioned.

3. Physical progress of the projects, where Government of India grants have been utilised, is enclosed.

Kinds of Checks exercised

1. Site inspection and monitoring the work by the field officers.

Note:

As per the clause 14.7 of HFA Guidelines

2. The unutilised Gol Share of Rs. 1127.23 (23223.60 - 22096.37) Lakh was utilized for above ongoing works of 46th CSMC Projects

3. Others Expenditure of Rs. 18573.94 Lakh Breakup:

a. Gol share Rs.1127.23 Lakh

b. The unutilised Gol Share of Rs.17446.71 Lakh of below mentioned CSMC was utilized for ongoing works of 46th CSMC Projects

15th CSMC - Rs.5477.00 Lakh

27th CSMC - Rs.1141.62 Lakh

18th CSMC - Rs.10828.09 Lakh

*R. Sethupathy*  
Name: R. Sethupathy,  
Designation: Chief Engineer,  
TamilNadu Urban Habitat Development Board,  
(Implementing Agency)

*M. Govinda Rao*  
Name: M. Govinda Rao, IAS.,  
Designation: Managing Director  
TamilNadu Urban Habitat Development Board,  
State Level Nodal Agency

*Litesh Kumar*  
Principal Secretary to Government,  
Housing & Urban Development Dept.,  
Fort St. George,  
Chennai - 600 009.

*28/01/22*



Annexure - B  
(Para 14.60 of guidelines)

Form GFR 19-A  
[See Rule 212 (1)]  
Form of Utilization Certificate

Certified that out of Rs.20222.10 lakh Grant-in-aid sanctioned during the year 2019-2020 & 2020-2021 in favour of Tamil Nadu Slum Clearance Board under this Ministry Department letter no. given in the table below and Rs.Nil on account of unspent balance of the previous year, a sum of Rs.12397.67 lakh has been utilised for the purpose of Construction of 22629 individual Houses in 260 BLC projects in various cities for which it was sanctioned and that the balance of Rs.7824.43 lakh will be utilised this year. Remaining unutilised at the end of the year has been surrendered to Government (vide No ..... dated ..... / will be adjusted towards the Grants-in-aid payable during the next year.

Sl. No.	Letter No & Date	Amount
1	N-11012/21/2020-HFA-III (C.F.No. 9092529) Dated:25.09.2020 (18th CSMC)	581.26
2	N-11012/21/2018-HFA-III-UD (CN 9039654) Dated 30.12.2019 (22nd CSMC)	5137.20
3	N-11012/27/2020-HFA - III -UD (C.N 9098090) dated: 16.12.2020 (44th CSMC)	1452.30
4	N-11012/28/2020-HFA-III-UD (CN 9098295) dated 18.12.2020 (47th CSMC)	868.34
5	N-11012/31/2020-HFA-III-UD (CN 9098647) dated 13.02.2021 (50th CSMC)	12183.00
Total		20222.10

2. Certified that I have satisfied myself that the conditions on which the grants-in-aid was sanctioned have been duly fulfilled / are being fulfilled and that I have exercised the following checks to see that the money was actually utilised for the purpose for which it was sanctioned.

3. Physical progress of the projects, where Government of India grants have been utilised, is enclosed.

Kinds of Checks exercised

1. Site inspection and monitoring the work by the field officers.

Note:

As per the clause 14.7 of HFA Guidelines

2. The unutilised GoI Share of Rs.8039.10 Lakh of below mentioned CSMC was utilized for ongoing works of 50th CSMC Projects

18th CSMC - Rs.581.26 Lakh

22nd CSMC - Rs. 5137.20 Lakh

44th CSMC - Rs. 1452.30 Lakh

47th CSMC - Rs.868.34 Lakh

Name: R.Sethupathy,  
Designation: Chief Engineer,  
TamilNadu Slum Clearance Board,  
(Implementing Agency)

Name: R.Kirlosk Kumar IAS.,  
Designation: Managing Director  
TamilNadu Slum Clearance Board  
State Level Nodal Agency

Principal Secretary to Government,  
Housing & Urban Development Dept.,  
Fort St. George, Chennai - 600 009.

9/6

07/04/21

Annexure - 8  
(Para 14.60 of guidelines)

Form GFR 19-A  
[See Rule 212 (1)]  
Form of Utilization Certificate

Certified that out of Rs.10542.53 lakh Grant-in-aid sanctioned during the year 2017-18, 2018-2019, 2019-20 in favour of Tamil Nadu Slum Clearance Board under this Ministry Department letter no. given in the table below and Rs.Nil on account of unspent balance of the previous year, a sum of Rs.10542.53 lakh has been utilised for the purpose of Construction of 11561 individual Houses in 35 BLC projects in various cities for which it was sanctioned and that the balance of Rs.Nil lakh will be utilised this year. Remaining unutilised at the end of the year has been surrendered to Government (vide No ..... dated ..... / will be adjusted-towards-the-Grants-in-aid-payable-during-the-next-year.

Sl. No.	Letter No & Date	Amount
1	F.No: N-11012/11/2018-HFA-III UD (E-9039093) Dated 30.03.2018	105.00
2	F.No: N-11012/11/2018-HFA-III UD (E-9039093) Dated 30.03.2018	1273.20
3	F.No: N-11012/11/2018-HFA-III UD (E-9039093) Dated 01.10.2018	3.60
4	F.No: N-11012/11/2018-HFA-III UD (E-9039093) Dated 01.10.2018	196.20
5	F.No: N-11012/11/2018-HFA-III-UD (E: 9039093) Dated 14.11.2018	4424.40
6	F.No: N-11012/11/2019-HFA III (FTS-9039093) Dated 26.03.2020	98.40
7	F.No: N-11012/11/2019-HFA-III-UD (CN 9039093) Dated 26.03.2020	76.80
8	F.No: N-11012/21/2018-HFA-III-UD (CN 9039654) Dated 31.05.2018 (22nd CSMC)	2538.70
9	N-11012/74/2018-HFA-III-UD (C.No. 9052999) Dated 02.03.2020 (33rd CSMC)	746.95
10	F.No: N-11012/49/2019-HFA-III-UD (E 9070256) Dated 26.09.2019 (42nd CSMC)	799.62
11	F.No: N-11012/19/2018-HFA-III-UD (CN 9039405) Dated 30.12.2019 (27th CSMC)	194.59
12	F.No: N-11012/21/2020-HFA-III (C.F.No. 9092529) Dated:25.09.2020 (18th CSMC)	85.07
Total		10542.53

2. Certified that I have satisfied myself that the conditions on which the grants-in-aid was sanctioned have been duly fulfilled / are being fulfilled and that I have exercised the following checks to see that the money was actually utilised for the purpose for which it was sanctioned.

3. Physical progress of the projects, where Government of India grants have been utilised, is enclosed.

Kinds of Checks exercised

1. Site inspection and monitoring the work by the field officers.

As per the clause 14.7 of HFA Guidelines

1. The unutilised GoI Share of Rs.4364.93 Lakh of below mentioned CSMC was utilized for 24th CSMC ongoing projects.

22nd CSMC - 2538.70 Lakh  
33rd CSMC - 746.95 Lakh  
42nd CSMC - 799.62 Lakh  
27th CSMC - 194.59 Lakh  
18th CSMC - 85.07 Lakh

*R. Sethupathy*  
Name: R. Sethupathy,  
Designation: Chief Engineer,  
TamilNadu Slum Clearance Board,  
(Implementing Agency)

*RKD*  
Name: R.Kinosh Kumar IAS.,  
Designation: Managing Director  
TamilNadu Slum Clearance Board  
State Level Nodal Agency

*19/12/20*  
*R*  
Secretary to Government,  
Housing & Urban Development Dept.,  
Fort St. George,  
Chennai - 600 009.

*19/12/20*

*4/6*



Form GFR 19-A  
[See Rule 212 (1)]  
Form of Utilization Certificate

Certified that out of Rs.22112.04 lakh Grant-in-aid sanctioned during the year 2018 -19, 2019 - 2020 & 2020-2021 in favour of Tamil Nadu Slum Clearance Board under this Ministry Department letter no. given in the table below and Rs.15174.76 on account of unspent balance of the previous year, a sum of Rs.22112.04 lakh has been utilised for the purpose of Construction of 26672 individual Houses in 58 BLC projects in various cities for which it was sanctioned and that the balance of Rs.Nil lakh will be utilised this year. Remaining unutilised at the end of the year has been surrendered to Government (vide No ..... dated ..... / will be adjusted towards the Grants-in-aid payable during the next year.

Sl. No.	Letter No & Date	Amount
1	N-11012/44/2018-HFA-III-UD (E 9043982) dated: 19.06.2018	198.60
2	N-11012/44/2018-HFA-III-UD (E 9043982) dated: 19.06.2018	3133.8
3	N-11012/44/2018-HFA-III-UD (E 9043982) dated: 19.06.2018	8296.2
4	N-11012/44/2018-HFA-III-UD (E: 9043982) dated: 31.01.2019	1394.43
5	N-11012/44/2018-HFA-III-UD (E: 9043982) dated: 20.02.2019	178.77
6	No.N-11012/44/2018-HFA-III-UD (C.N.No.9043982 dated: 30.12.2020	654.00
10	N-11012/44/2018-HFA-III-UD (E: 9043982) dated: 30.12.2020	0.60
11	N-11012/44/2018-HFA-III-UD (E: 9043982) dated: 15.12.2020	439.20
12	N-11012/44/2018-HFA-III-UD (CN 9043982)dated: 27.12.2020	5114.40
13	N-11012/44/2018-HFA-III-UD (CN 9043982)dated: 30.12.2020	2493.24
14	N-11012/44/2018-HFA-III-UD (CN 9043982)dated: 30.12.2020	208.80
<b>Total</b>		<b>22112.04</b>

2. Certified that I have satisfied myself that the conditions on which the grants-in-aid was sanctioned have been duly fulfilled / are being fulfilled and that I have exercised the following checks to see that the money was actually utilised for the purpose for which it was sanctioned.

3. Physical progress of the projects, where Government of India grants have been utilised, is enclosed.

Kinds of Checks exercised

1. Site inspection and monitoring the work by the field officers.

As per the clause 14.7 of HFA Guidelines

2. The unutilised Gol Share of Rs.8502.96 Lakh of 30th CSMC was utilized for ongoing works of the below mentioned CSMC

4th CSMC -1031.40 Lakh

33rd CSMC -2851.82 Lakh

42nd CSMC -2919.60 Lakh

44th CSMC -1676.40 Lakh

47th CSMC -23.74 Lakh

*R. Sethupathy*  
Name: R.Sethupathy,  
Designation: Chief Engineer,  
TamilNadu Urban Habitat  
Development Board,  
(Implementing Agency)

*M. Govinda Rao*  
Name: M.Govinda Rao, IAS.,  
Designation: Managing Director  
TamilNadu Urban Habitat Development Board,  
State Level Nodal Agency

*30/12/21*

*Hitesh Kumar*  
6/1/22  
Principal Secretary to Government,  
Housing & Urban Development Dept.,  
Fort St. George,  
Chennai - 600 009.

*1/6*

Annexure - 8  
(Para 14.60 of guidelines)

Form GFR 19-A  
[See Rule 212 (1)]  
Form of Utilization Certificate

Certified that out of Rs.11243.40 lakh Grant-in-aid sanctioned during the year 2016-2017,2018-2019 in favour of Tamil Nadu Slum Clearance Board under this Ministry Department letter no. given in the table below and Rs.Nil on account of unspent balance of the previous year, a sum of Rs.10623.57 lakh has been utilised for the purpose of Construction of 11242 individual Houses in 25 BLC projects in various cities for which it was sanctioned and that the balance of Rs.619.84 lakh will be utilised this year- Remaining unutilised at the end of the year has been surrendered to Government (vide No. .... dated ..... / will be adjusted towards the Grants-in-aid payable during the next year.

Sl. No.	Letter No & Date	Amount
1	F.No. N-11012/06/2016-HFA - II/FTS-16745 dated: 31.10.2016.	367.76
2	F.No. N-11012/06/2016-HFA - II/FTS-16745 dated: 31.10.2016.	3.38
3	F.No. N-11012/06/2016-HFA - II/FTS-16745 dated: 31.10.2016.	6374.06
4	F.No. N-11012/77/2018-HFA - III - UD (E:9053877 dated: 29.03.2019.	3094.24
5	F.No. N-11012/77/2018-HFA - III - UD (E:9053877 dated: 29.03.2019.	260.62
6	F.No. N-11012/77/2018-HFA - III - UD (E:9053877 dated: 29.03.2019.	1143.34
	Total	11243.40

2. Certified that I have satisfied myself that the conditions on which the grants-in-aid was sanctioned have been duly fulfilled / are being fulfilled and that I have exercised the following checks to see that the money was actually utilised for the purpose for which it was sanctioned.

3. Physical progress of the projects, where Government of India grants have been utilised, is enclosed.

Kinds of Checks exercised

1. Site inspection and monitoring the work by the field officers

*R. Sethupathy*  
Name: R. Sethupathy,  
Designation: Chief Engineer,  
TamilNadu Slum Clearance Board,  
(Implementing Agency)

*Dr. D. Karthikeyan*  
Name: Dr.D.Karthikeyan IAS.,  
Designation: Managing Director  
TamilNadu Slum Clearance Board  
State Level Nodal Agency

*Principal Secretary*  
Principal Secretary to Government,  
Housing & Urban Development Dept.,  
Fort St. George,  
Chennai - 600 009.

4/6



Form GFR 19-A  
[See Rule 212 (1)]  
Form of Utilization Certificate

Certified that out of Rs.8091.88 lakh Grant-in-aid sanctioned during the year 2018-19, 2019-20 & 2020-2021 in favour of Tamil Nadu Slum Clearance Board under this Ministry Department letter no. given in the table below and Rs.Nil on account of unspent balance of the previous year, a sum of Rs.8091.88 lakh has been utilised for the purpose of Construction of 8483 individual Houses in 45 BLC projects in various cities for which it was sanctioned and that the balance of Rs.Nil lakh will be utilised this year. Remaining unutilised at the end of the year has been surrendered to Government (vide No ..... dated ..... / will be adjusted towards the Grants-in-aid payable during the next year.

Rs in Lakh

Sl. No.	Letter No & Date	Amount
1	Gol F.No.N-11012/87/2018-HFA-III (C.F.No.9056450) dated: 04.06.2019	1447.20
2	Gol F.No.N-11012/87/2018-HFA-III (C.F.No.9056450) dated: 04.06.2019	402.00
3	Gol F.No.N-11012/87/2018-HFA-III (C.F.No.9056450) dated: 24.09.2019	1920.00
4	Gol F.No.N-11012/97/2021-HFA-III-UD(E:9120294), dated: 30.12.2021.	3037.80
5	N-11012/21/2018-HFA-III-UD (CN 9039654) Dated 31.05.2018 (22nd CSMC)	812.02
6	F.No: N-11012/21/2020-HFA-III (C.F.No. 9092529) Dated:25.09.2020 (18th CSMC)	472.86
	<b>Total</b>	<b>8091.88</b>

2. Certified that I have satisfied myself that the conditions on which the grants-in-aid was sanctioned have been duly fulfilled / are being fulfilled and that I have exercised the following checks to see that the money was actually utilised for the purpose for which it was sanctioned.

3. Physical progress of the projects, where Government of India grants have been utilised, is enclosed.

Kinds of Checks exercised

As per the clause 14.7 of HFA Guidelines

1. Site inspection and monitoring the work by the field officers.
2. The unutilised Gol Share of Rs. 228.19 (6807.00 - 6578.81) Lakh was utilized for above ongoing works of 38th CSMC Projects
3. Others Expenditure of Rs. 1513.07 Lakh Breakup:
  - a. Gol share Rs.228.19 Lakh
  - b. The unutilised Gol Share of Rs.1284.88 Lakh of Lakh of below mentioned CSMC was utilized for 38th CSMC ongoing works of the above projects.

22nd CSMC - 812.02 Lakh

18th CSMC - 472.86 Lakh

Name: R.M.Mohan  
15.03.2022

Designation: Chief Engineer (i/c),  
TamilNadu Urban Habitat Development Board,  
(Implementing Agency)

Name: M.Govinda Rao, IAS.,  
Designation: Managing Director,  
TamilNadu Urban Habitat Development Board,  
State Level Nodal Agency.

Principal Secretary to Government,  
Housing & Urban Development Dept.,  
Fort St. George, Chennai - 600 009.

15/03/22

Ritesh Kumar  
16/3/22

1/6

Annexure - 8  
(Para 14.60 of guidelines)

Form GFR 19-A  
[See Rule 212 (1)]  
Form of Utilization Certificate

Certified that out of Rs.8627.58 lakh Grant-in-aid sanctioned during the year 2017-18 2018-19 in favour of Tamil Nadu Slum Clearance Board under this Ministry Department letter no. given in the table below and Rs.Nil on account of unspent balance of the previous year, a sum of Rs.8627.58 lakh has been utilised for the purpose of Construction of 5965 individual Houses in 13 BLC projects in various cities for which it was sanctioned and that the balance of Rs.0.00 lakh will be utilised this year. Remaining unutilised at the end of the year has been surrendered to Government (vide No ..... dated ..... / will be adjusted towards the Grants-in-aid payable during the next year.

Rs in Lakh		
Sl. No.	Letter No & Date	Amount
1	N-11012/27/2017-HFA - II/III -UD (E 9026088) dated: 31.03.2018	5.00
2	N-11012/27/2017-HFA - II/III -UD (E 9026088) dated: 31.03.2018	74.77
3	N-11012/27/2017-HFA - II/III -UD (E 9026088) dated: 31.03.2018	129.80
4	N-11012/27/2017-HFA - II Section-MHUPA (E 9026088) dated: 21.06.2018	74.80
5	N-11012/27/2017-HFA - II Section-MHUPA (E 9026088) dated: 21.06.2018	1024.60
6	N-11012/27/2017-HFA - II Section-MHUPA (E 9026088) dated: 21.06.2018	1956.23
7	N-11012/27/2017-HFA - III -MHUPA (CN 9026088) dated: 25.03.2019	2999.40
8	N-11012/78/2018-HFA-III-UD (C.No. 9053878) dated: 25.02.2020 (15th CSMC)	1624.17
9	N-11012/77/2018-HFA-III-UD (CN-9053877) dated: 29.03.2019 (13th CSMC)	619.83
10	N-11012/21/2018-HFA-III-UD (CN 9039654) dated: 30.12.2019 (22nd CSMC)	118.98
<b>Total</b>		<b>8627.58</b>

2. Certified that I have satisfied myself that the conditions on which the grants-in-aid was sanctioned have been duly fulfilled / are being fulfilled and that I have exercised the following checks to see that the money was actually utilised for the purpose for which it was sanctioned.

3. Physical progress of the projects, where Government of India grants have been utilised, is enclosed.

Kinds of Checks exercised

**Note:**

1.As per the clause 14.7 of HFA Guidelines,Out of the balance unutilised amount of Rs.1624.17 Lakh (Gol Share) in 15th CSMC meeting is utilised for the ongoing works of the above projects to maintain the pace of progress of work.

2.As per the clause 14.7 of HFA Guidelines,Out of the balance unutilised amount of Rs.619.83 Lakh (Gol Share) in 13th CSMC meeting is utilised for the ongoing works of the above projects to maintain the pace of progress of work.

3.As per the clause 14.7 of HFA Guidelines,Out of the balance unutilised amount of Rs.118.98 Lakh (Gol Share) in 22nd CSMC meeting is utilised for the ongoing works of the above projects to maintain the pace of progress of work.

Name: R. Sethupathy,  
Designation: Chief Engineer,  
TamilNadu Slum Clearance Board,  
(Implementing Agency)

Name: Dr.D.Karthikeyan IAS.,  
Designation: Managing Director  
TamilNadu Slum Clearance  
BoardState Level Nodal Agency

Principal Secretary to Government,  
Housing & Urban Development Dept.,  
Fort St. George, Chennai - 600 009.



Form GFR 19-A  
[See Rule 212 (1)]  
Form of Utilization Certificate

Certified that out of Rs.32645.40 lakh Grant-in-aid sanctioned during the year 2019-20 & 2020-21 in favour of Tamil Nadu Slum Clearance Board under this Ministry / Department letter no. given in the table below and Rs.Nil on account of unspent balance of the previous year, a sum of Rs.32645.40 lakh has been utilised for the purpose of Construction of 33756 Individual Houses in 197 BLC projects in various cities for which it was sanctioned and that the balance of Rs.Nil lakh will be utilised this year. Remaining unutilised at the end of the year has been surrendered to Government (vide No-....., dated ..... / will be adjusted towards the Grants-in-aid payable during the next year.

Rs in Lakh		
Sl. No.	Letter No & Date	Amount
1	Gol F.No.N-11012/68/2019-HFA-III- UD (C.N.No.9070256) dated :24.09.2019	9014.40
2	Gol F.No.N-11012/68/2019-HFA-III- UD (C.N.No.9070256) dated :26.07.2019	186.60
3	Gol F.No.N-11012/68/2019-HFA-III- UD (C.N.No.9070256) dated :26.07.2019	5329.80
4	Gol F.No.N-11012/49/2019-HFA-III-UD (E 9070256) dated: 26.09.2019	1458.00
5	Gol F.No.N-11012/68/2019-HFA-III- UD (C.N.No.9070256) dated :29.12.2020	946.20
6	Gol F.No.N-11012/97/2021-HFA-III- UD (C.N.No.9120294) dated :30.12.2021	15710.40
Total		32645.40

2. Certified that I have satisfied myself that the conditions on which the grants-in-aid was sanctioned have been duly fulfilled / are being fulfilled and that I have exercised the following checks to see that the money was actually utilised for the purpose for which it was sanctioned.

3. Physical progress of the projects, where Government of India grants have been utilised, is enclosed.

Kinds of Checks exercised

1. Site inspection and monitoring the work by the field officers.
2. As per the clause 14.7 of HFA Guidelines, the unutilised Gol Share of Rs.3674.68 Lakh of 42nd CSMC was utilized for the ongoing works of the above projects.
3. Others Expenditure of Rs. 3674.68 Lakh Breakup:
  - a. Gol share Rs.3674.68 Lakh ( Rs.32645.40 - 28970.72 lakh)

Name: R.M.Mohan

Designation: Chief Engineer (i/c),  
Tamil Nadu Urban Habitat Development Board,  
(Implementing Agency)

Name: M.Govinda Rao, IAS.,

Designation: Managing Director,  
Tamil Nadu Urban Habitat Development Board,  
State Level Nodal Agency.

Principal Secretary to Government,  
Housing & Urban Development Dept.,  
Fort St. George, Chennai - 600 009.

Annexure - 8  
(Para 14.60 of guidelines)

Form GFR 19-A  
[See Rule 212 (1)]  
Form of Utilization Certificate

Certified that out of Rs.5001.68 lakh Grant-in-aid sanctioned during the year 2016-2017/ 2017-2018/ 2018-2019 2019-2020 in favour of Tamil Nadu Slum Clearance Board under this Ministry Department letter no. given in the table below and Rs.Nil on account of unspent balance of the previous year, a sum of Rs.5001.68 lakh has been utilised for the purpose of Construction of 2647 individual Houses in 7 BLC projects in various cities for which it was sanctioned and that the balance of Rs.0.00 lakh will be utilised this year. Remaining unutilised at the end of the year has been surrendered to Government (vide No ..... dated ..... / will be adjusted towards the Grants-in-aid payable during the next year.

Rs In Lakh

Sl. No.	Letter No & Date	Amount
1	Gol Lr.No. F.No. N-11012/02/2016-HFA - II/FTS-16295 dated: 31.10.2016	4.18
2	Gol Lr.No. F.No. N-11012/02/2016-HFA - II/FTS-16295 dated: 31.10.2016	164.77
3	Gol Lr.No. F.No. N-11012/02/2016-HFA - II/FTS-16295 dated: 31.10.2016	1746.85
4	Gol Lr.No. F.No. N-11012/42/2018-HFA - III - UD (E:9043618) dated: 29.3.2019 under EBR	1805.40
5	F.No:N-11012/10/2016-HFA-III-UD (CN 3017058) Dated : 25.04.2017 for 426 BLC Projects (15th CSMC)	1184.23
6	F. N-11012/09/2020-HFA-III-UD (CN 9090377) dated: 25.09.2020 (5th CSMC)	26.68
7	F. N-11012/68/2019-HFA-III-UD (C.F.No. 9070256) Dated: 22.12.2020 (42nd CSMC)	69.57
Total		5001.68

2. Certified that I have satisfied myself that the conditions on which the grants-in-aid was sanctioned have been duly fulfilled / are being fulfilled and that I have exercised the following checks to see that the money was actually utilised for the purpose for which it was sanctioned.

3. Physical progress of the projects, where Government of India grants have been utilised, is enclosed.

Kinds of Checks exercised

1. Site inspection and monitoring the work by the field officers.

As per the clause 14.7 of HFA Guidelines

2. The unutilised Gol Share of Rs.1280.48 Lakh of below mentioned CSMC was utilized for 9th CSMC ongoing works of the above projects.

15th CSMC - 1184.23 Lakh

5th CSMC - 26.68 Lakh

42nd CSMC - 69.57 Lakh

3. The unutilised Gol Share of Rs.164.90 Lakh of 9th CSMC was utilized for the ongoing works of the above projects.

*R. Sethupathy*  
11/12/21  
Name: R. Sethupathy,  
Designation: Chief Engineer,  
Tamil Nadu Slum Clearance Board,  
(Implementing Agency)

*R. Kirlosh Kumar*  
Name: R. Kirlosh Kumar IAS.,  
Designation: Managing Director  
Tamil Nadu Slum Clearance Board  
State Level Nodal Agency

*[Signature]*  
Principal Secretary to Government,  
Housing & Urban Development Dept.,  
Fort St. George,  
Chennai - 600 009.

*[Signature]*  
11/02/21